



# Annual Report FY22-23

Solid Waste Community Enhancement Program

March 2024

If you picnic at Blue Lake or take your kids to the Oregon Zoo, enjoy symphonies at the Schnitz or auto shows at the convention center, put out your trash or drive your car – we’ve already crossed paths.

**So, hello. We’re Metro – nice to meet you.**

In a metropolitan area as big as Portland, we can do a lot of things better together. Join us to help the region prepare for a happy, healthy future.

**Stay in touch with news, stories and things to do.**

[oregonmetro.gov/news](http://oregonmetro.gov/news)

**Follow oregonmetro**



**Metro Council President**

Lynn Peterson

**Metro Councilors**

Ashton Simpson, District 1

Christine Lewis, District 2

Gerritt Rosenthal, District 3

Juan Carlos González, District 4

Mary Nolan, District 5

Duncan Hwang, District 6

**Auditor**

Brian Evans

600 NE Grand Ave.

Portland, OR 97232-2736

503-797-1700

### Program Overview

The Solid Waste Community Enhancement Program provides grants to improve economic opportunities, neighborhood livability, public safety, and more in areas near the region's garbage transfer and reload facilities. The purpose of the program is to enhance the area around eligible solid waste facilities in the Metro region. The program was established by Metro Council in 1986. Since then, Metro has collected and re-invested millions of dollars in communities across the greater Portland area. More information on the program is available on Metro's website, [www.oregonmetro.gov/tools-partners/grants-and-resources/community-enhancement-grants](http://www.oregonmetro.gov/tools-partners/grants-and-resources/community-enhancement-grants).

### Community Enhancement Fee

Metro's solid waste authority, including the authority to collect an enhancement fee to establish and implement a solid waste community enhancement program, is established under the Oregon Constitution, Oregon Revised Statutes Chapters 268 and 459, and the Metro Charter. The program is guided by Metro Code Chapter 5.06, Solid Waste Community Enhancement Program.

Solid waste facilities in the Metro region that operate as disposal sites, transfer stations, reload facilities, food waste compost facilities, and energy recovery facilities collect an enhancement fee on each ton of putrescible solid waste delivered to the facility. Yard debris reload or composting facilities are not subject to this requirement unless the facility also accepts food waste with yard debris.

The program originally included one closed landfill (St. Johns landfill in North Portland) and three transfer facilities: Metro Central (NW Portland), Metro South (Oregon City), and Forest Grove transfer station. At inception, each facility subject to the fee collected an enhancement fee of \$.50 per ton. In 2014, Metro Council expanded the program to increase the fee to \$1.00 per ton and apply the fee to all other solid waste facilities established since the community enhancement program was first created.

A system map of solid waste facilities in the Metro region, including those that participate in the Community Enhancement Program, can be found here:

<https://www.oregonmetro.gov/solid-waste-facilities-map>

### Administration

The program is administered by Metro directly, through an intergovernmental agreement (IGA) with the city or county government where the facility is located or through a contract with a non-profit organization. Participating facilities remit enhancement fees to Metro on a monthly basis, which in turn, remits payment to local governments on a quarterly basis.

A Community Enhancement Program Advisory Committee is responsible for implementation of each of the local programs. Each committee establishes the enhancement area boundary, creates committee bylaws, reviews program budgets, develops a process for soliciting and selecting projects, and makes grant funding decisions. The Metro Councilor for the district where the facility is located has the option to serve on the community enhancement committee as co-chair, voting member, or non-voting member of the

committee. Each committee submits a report of accounts and expenses to Metro for the previous fiscal year by October 1 of each calendar year for tracking purposes.

### Active Programs

In FY 22-23 funds from seven facilities were awarded back into local communities: Forest Grove, Oregon City, Wilsonville, Sherwood, Gresham, North Portland and NE Portland.

Local jurisdiction	Solid Waste Facility Eligible for Enhancement Fees	Year Program Established	Metro District and Councilor
Oregon City	Metro South Transfer Station	1988	District 2 Christine Lewis
Forest Grove	Forest Grove Transfer Station, Waste Management	1989	District 4 Juan Carlos González
North Portland	Metro Central Transfer Station	1991	District 5 Mary Nolan
Sherwood	Pride Disposal & Recycling	2015	District 3 Gerritt Rosenthal
Wilsonville	Willamette Resources, Inc. (WRI), Republic Services	2015	District 3 Gerritt Rosenthal
Gresham	Gresham Sanitary Service Transfer Station	2016	District 1 Ashton Simpson
NE Portland	City of Roses	2019	District 1 Ashton Simpson

### Eligibility and Program Goals

To be considered for Community Enhancement Program funding, projects must meet the following eligibility criteria and at least one of the goals listed below.

#### Eligibility Criteria

1. The project must be located in the solid waste community enhancement area boundary, as specified by the solid waste community enhancement committee, or the project must benefit individuals or programs located inside the solid waste community enhancement area boundary.
2. The project applicant is A) a non-profit organization; if a non-profit is applying to rehabilitate or upgrade property that it owns it must have 501(c)(3) status under the Internal Revenue Service; B) a local government or a local government advisory committee C) K-12 school D) a charitable organization. The project must not be used to replace any other readily available source of federal, state, local or regional funds.

3. The project must not promote or inhibit religion.
4. The project must not discriminate based on race, ethnicity, age, gender, or sexual orientation.
5. If the project is located on private land, the project application must establish a clear public benefit and must document landowner permission.

### **Program Goals**

1. Improve the appearance or environmental quality of the community.
2. Result in rehabilitation or upgrade of real or personal property owned or operated by a nonprofit organization having 501(c)(3) or other tax-exempt status under the Internal Revenue Code.
3. Result in the preservation or enhancement of wildlife, riparian zones, wetlands, forestlands and marine areas, and/or improve the public awareness and the opportunities to enjoy them.
4. Reduce the amount or toxicity of waste.
5. Increase reuse and recycling opportunities.
6. Result in improvement to, or an increase in, recreational areas and programs. Result in improvement in safety.
7. Benefit youth, seniors, low-income persons or underserved populations.

Committees are permitted to add additional goals but cannot remove any goals.

## **Grant Program Costs and Expenses**

### **Program administrative costs**

Local jurisdictions may spend up to 20 percent (not to exceed \$50,000) of solid waste community enhancement funds on administrative costs including staff time and materials to administer the grant program.

### **Awards to nonprofit and local government projects**

Participating jurisdictions track the amount of Community Enhancement Program funding that goes to nonprofit organizations and local government projects. As a guideline, the amount of grant funding awarded to a local government, local government advisory committee, department or special district is recommended not to exceed 15 percent of the available funds in each grant cycle.

### **Tracking awards to culturally-specific community based organizations (CBO's)**

Participating jurisdictions also tracked the amount of funding awarded to culturally-specific community based organizations.

Culturally-specific organizations<sup>1</sup> include all of the following characteristics:

- The majority of members and/or clients are from a particular (or multiple) community (or communities) of color, such as: African, African American, Asian, Latino, Native American, Pacific Islander, and Slavic;
- Organizational environment is culturally focused and the community being served recognizes it as a culturally-specific organization;
- Majority of staff must be from the community being served, and the leadership (defined to collectively include Board members and management positions) must be majority from the community served;
- Organization has a track record of successful community engagement and involvement with the community being served;
- The community being served recognizes the organization as advancing the best interests of the community and engaging in policy advocacy on behalf of the community being served.

---

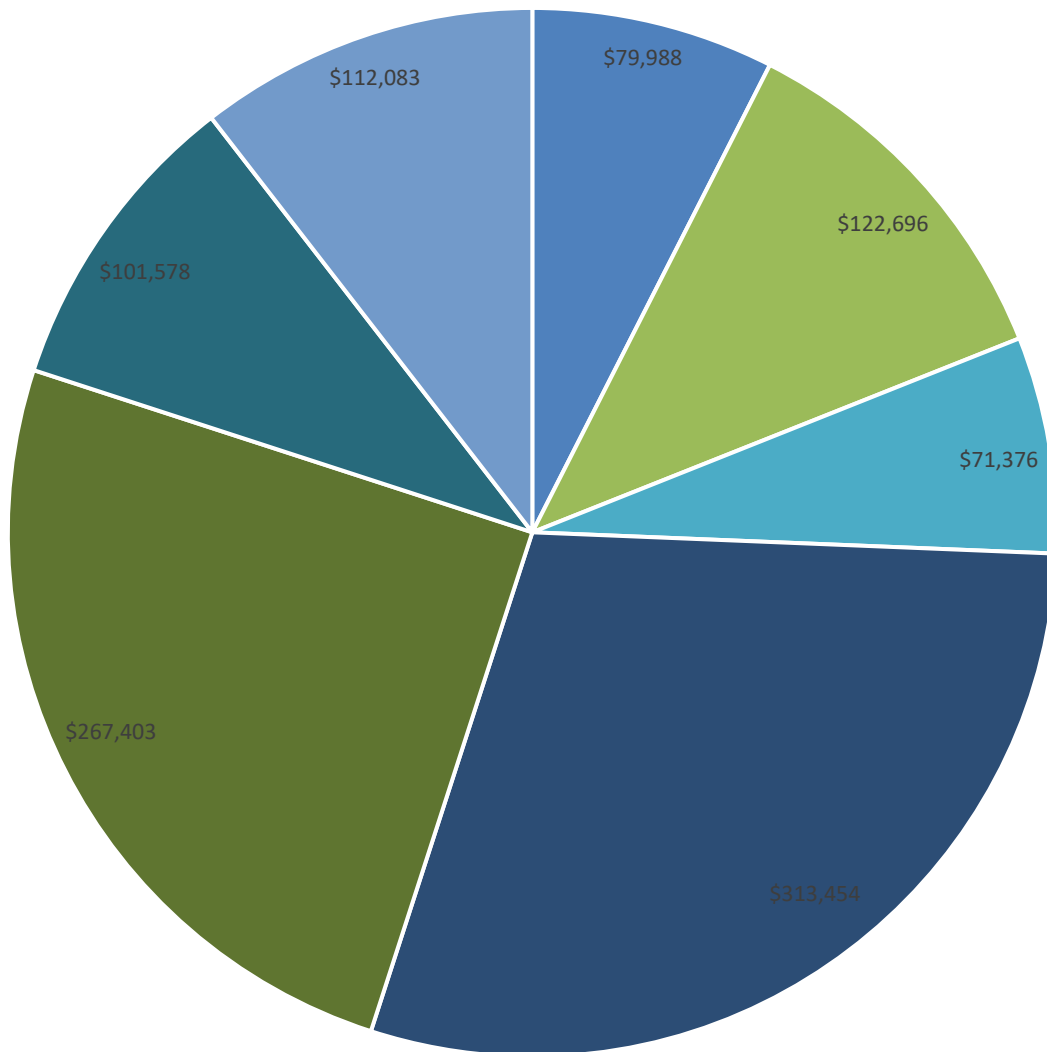
<sup>1</sup> Definition from the Protocol for Culturally Responsive Organizations, Coalition of Communities of Color, 2014. <https://www.coalitioncommunitiescolor.org/research-and-publications/protocolfororgs>

## Summary of Revenue and Grants FY22-23

Enhancement Program	Enhancement Fee Revenue FY22-23	Awarded to Grants FY22-23	Administrative Costs FY22-23
Gresham	\$ 112,083	\$ 60,642	\$ 100
Oregon City	\$ 338,724	\$ 150,159	\$ 39,386
Sherwood	\$ 71,376	\$ 79,170	\$ 0
Wilsonville	\$ 122,695	\$ 58,164	\$ 0
City of Roses	\$ 79,988	\$ 92,592	\$ 42,722
Metro Central	\$ 267,403	\$ 358,111	\$ 63,700
Forest Grove	\$ 101,578	\$ 65,000	\$ 8,000
<b>Total</b>	<b>\$ 1,093,847</b>	<b>\$ 863,838</b>	<b>\$ 153,908</b>

Enhancement Program	\$ Awarded to Nonprofits FY22-23	\$ Awarded to Local Govt./Commission FY22-23	Awarded to Culturally Specific CBO's FY22-23
Gresham	\$ 59,700	\$ 942.00	\$ 0
Oregon City	\$ 45,061	\$ 25,000	\$ 0
Sherwood	\$ 79,170	\$ 0	\$ 0
Wilsonville	\$ 6,250	\$ 51,914	\$ 0
City of Roses	\$ 92,592	\$ 0	\$ 12,582
Metro Central	\$ 358,111	\$ 0	\$ 22,000
Forest Grove	\$ 40,000	\$ 25,000	\$ 0
<b>Total</b>	<b>\$ 680,884</b>	<b>\$ 102,856</b>	<b>\$ 34,582</b>

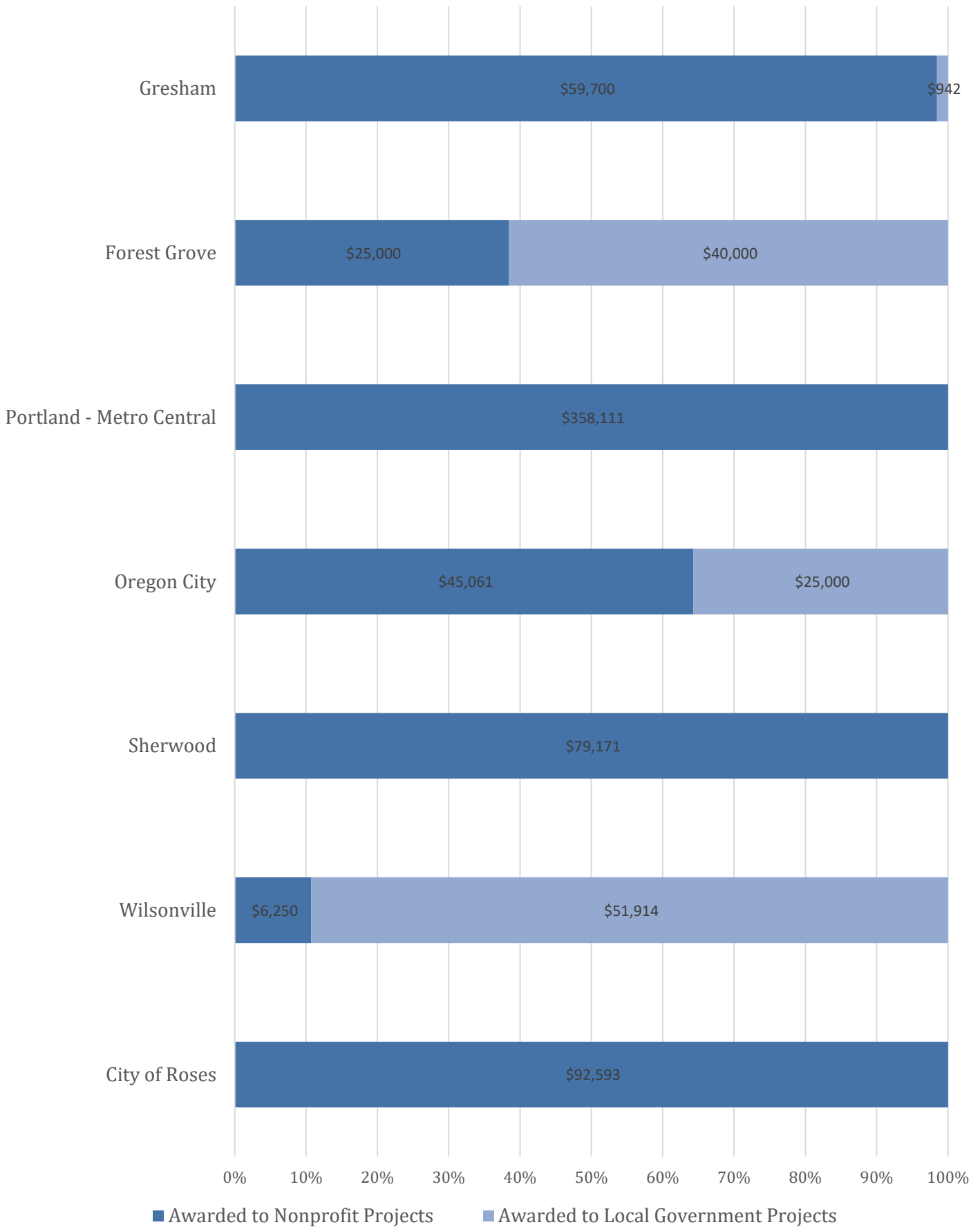
## Community Enhancement Fee Revenue by Facility FY 22-23



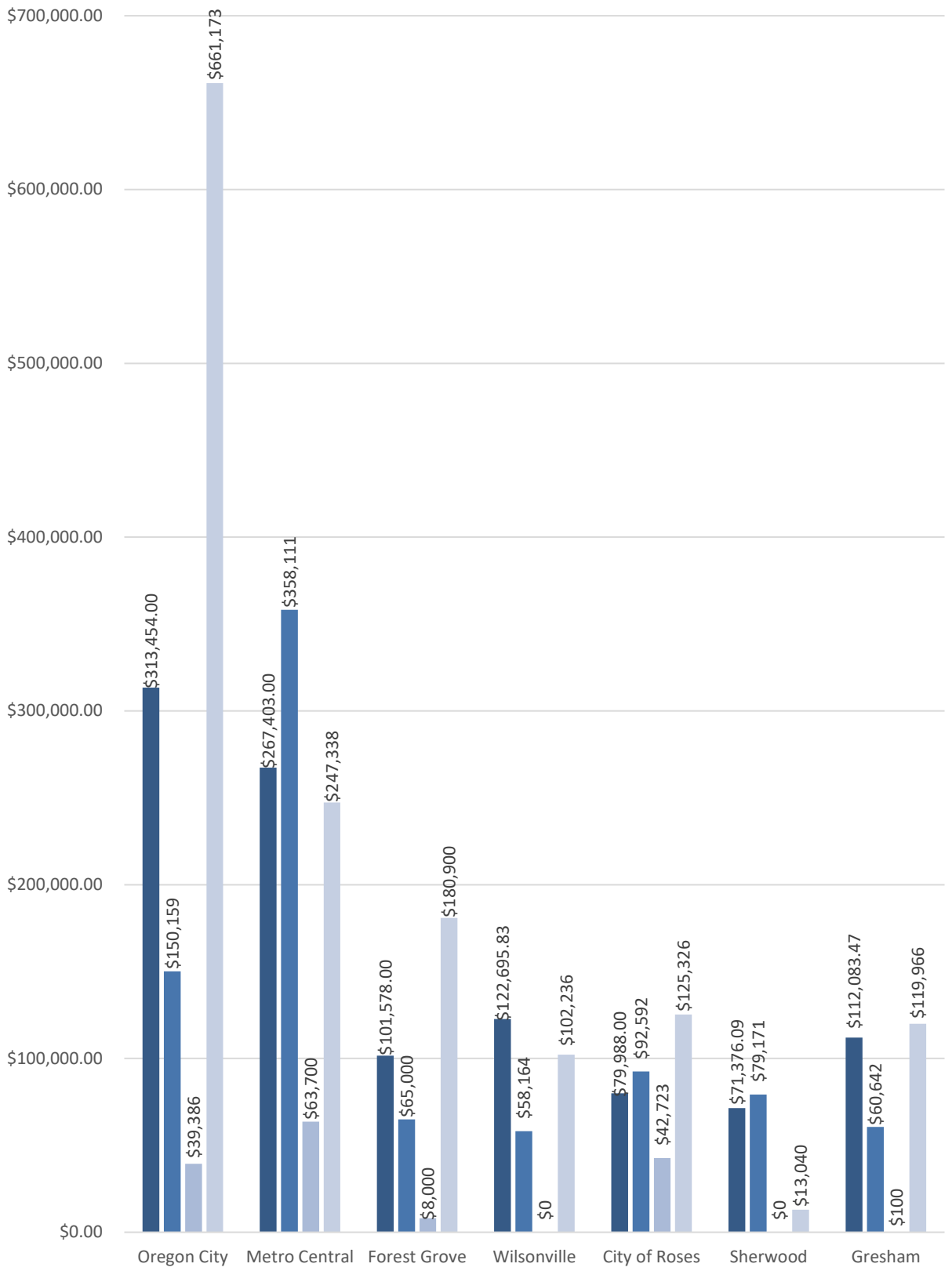
■ City of Roses ■ Wilsonville ■ Sherwood ■ Oregon City ■ Metro Central ■ Forest Grove ■ Gresham



## Grants Awarded by Organization Type FY 22-23



## Enhancement Grant Program Expenditures FY 22-23



Enhancement Fee Revenue
  Grants Funds Awarded
  Program Administration Costs
  Fund Balance Remaining

## Gresham FY22-23

Grantee organization name	Grant award \$	Local government project or Nonprofit (LG/NP)	Culturally specific organization (Y/N)
Center for the Arts	\$10,000	NP	N
Gresham Butte Neighborhood Association	\$8,900	NP	N
Historic Downtown Gresham Business Association (HDGBA)	\$5,833	NP	N
Mt. Hood Community College	\$5,000	NP	N
MetroEast Community Media	\$4,642	NP	N
ARISE and Shine	\$4,475	NP	N
CASA for Children, Inc.	\$4,000	NP	N
Gresham Historical Society	\$4,000	NP	N
Boxes of Love Project Inc.	\$2,500	NP	N
Family of Friends Mentoring (FFM)	\$3,750	NP	N
Portland Columbia Symphony Orchestra (PCSO)	\$2,500	NP	N
Micro Enterprise Services of Oregon (MESO)	\$2,100	NP	N
Growing Gardens	\$2,000	NP	N
Urban Forestry Subcommittee	\$942	LG	N
Total Awarded Amount		\$60,642	
Total Awarded to Nonprofits		\$59,700	98%
Total Grants to City Dept/Commission		\$942	2%
Total Grants to Culturally Specific Organizations		\$0	0%

## Oregon City FY22-23

Grantee organization name	Grant award \$	Local government project or Nonprofit (LG/NP)	Culturally specific organization (Y/N)
Downtown Oregon City Association	\$50,000	NP	N
Friends of Ermatinger House	\$11,527	NP	N
Greater Oregon City Watershed Council	\$24,500	NP	N
Hannah Grace Family	\$28,000	NP	N
Mary Rose Foundation	\$15,500	NP	N
Rivers of Life Center	\$32,900	NP	N
Willamette Falls Studio	\$12,840	NP	N
Oregon City Farmers Market	\$10,691	NP	N
Oregon City Police Department	\$25,000	LG	N
Rivers of Life - Youth Works Corps	\$25,000	NP	N
Three Rivers Artist Guild	\$9,370	NP	N

Total Awarded Amount	\$150,159	
Total Awarded to Nonprofits	\$45,061	30%
Total Grants to City Dept/Commission	\$25,000	17%
Grants to Culturally Specific Organizations	\$0	0%

## Sherwood FY22-23

Grantee organization name	Grant award \$	Local government project or Nonprofit (LG/NP)	Culturally specific organization (Y/N)
Sherwood Chamber of Commerce	\$9,595	N	N
Sherwood Robin Hood Festival Assoc.	\$10,000	N	N
St. Francis Church	\$4,400	N	N
CASA for Children of Multnomah, Washington, Columbia and Tillamook Counties	\$7,500	N	N
The Manav Foundation	\$5,237	N	N
Sherwood Cultural Arts Commission	\$6,000	N	N
Friend's of the Sherwood Senior Center	\$19,250	N	N
Sherwood Foundation for the Arts	\$4,000	N	N
Sherwood School District, Hawks View Elementary School	\$3,594	N	N
Friend's of the Sherwood Senior Center	\$9,595	N	N

Total Awarded Amount	\$79,171	
Total Awarded to Nonprofits	\$79,171	100%
Total Grants to City Dept/Commission	\$0	0%
Total Grants to Culturally Specific Organizations	\$0	0%

## Wilsonville FY22-23

Grantee organization name	Grant award \$	Local government project or Nonprofit (LG/NP)	Culturally specific organization (Y/N)
Friends of the Wilsonville Library	\$6,250	NP	N
Wilsonville Parks and Recreation Dept.	\$13,000	LG	N
Wilsonville Arts Cultura and Heritage Commission	\$20,000	LG	N
Wilsonville Natural Resource	\$18,914	LG	N
Total Awarded Amount	\$58,164		
Total Awarded to Nonprofits	\$6,250		11%
Total Grants to City Dept/Commission	\$51,914		89%
Total Grants to Culturally Specific Organizations	\$0		0%

## City of Roses FY22-23

Grantee organization name	Amount award \$	Local government project or Nonprofit (LG/NP)	Culturally Specific Organization (Y/N)
East Portland Resilience Coalition	\$24,972	NP	N
Kindred Matters	\$4,000	NP	N
Parkrose LEAP	\$1,039	NP	N
Project 48 Inc (P48)	\$25,000	NP	N
Urban Nature Partners PDX	\$25,000	NP	Y
Water Strong	\$12,582	NP	Y

Total Awarded Amount	\$92,593	
Total Awarded to Nonprofits	\$92,593	100%
Total Grants to City Dept/Commission	\$0	
Total Grants to Culturally Specific Organizations	\$12,582	14%

## Metro Central FY22-23

Grantee organization name	Amount award \$	Local government project or Nonprofit (LG/NP)	Culturally Specific Organization (Y/N)
Cathedral Park Neighborhood Association/Human Access Project	\$10,000	NP	N
Coho Productions	\$45,000	NP	N
Community Alliance of Tenants	\$30,000	NP	N
Dance United	\$22,000	NP	Y
Forest Park Conservancy	\$30,000	NP	N
Friendly House Student Success	\$40,000	NP	N
Friends of Trees	\$20,410	NP	N
Lift Urban Portland	\$12,371	NP	N
Linnton Community Center	\$16,100	NP	N
Lower Columbia Estuary Partnership	\$24,158	NP	N
Portland Harbor Community Advisory	\$15,000	NP	N
Rewild Portland	\$17,382	NP	N
Store to Door	\$45,690	NP	N
St. Johns Center for Opportunity	\$30,000	NP	N

Total Awarded Amount	\$358,111	
Total Awarded to Nonprofits	\$358,111	100%
Total Grants to City Dept/Commission	\$0	0%
Total Grants to Culturally Specific Organizations	\$22,000	6%



## Forest Grove FY22-23

Grantee organization name	Grant award \$	Local government project or Nonprofit (LG/NP)	Culturally specific organization (Y/N)
Forest Grove Foundation	\$40,000	NP	N
Parks & Recreation	\$25,000	LG	N

Total Awarded Amount	\$65,000	
Total Awarded to Nonprofits	\$40,000	62%
Total Grants to City Dept/Commission	\$25,000	38%
Total Grants to Culturally Specific Organizations	\$0	

## **Community Enhancement Program Contacts**

### **Metro Central**

Noelle Dobson, Community Enhancement Program Manager

[Noelle.Dobson@oregonmetro.gov](mailto:Noelle.Dobson@oregonmetro.gov)

503.797.1745

### **Forest Grove**

Paul Downey, Finance Director

[Pdowney@forestgrove-or.gov](mailto:Pdowney@forestgrove-or.gov)

503.992.3200

### **Oregon City**

Ann Griffin, Economic Development Coordinator

[Agriffin@orcitey.org](mailto:Agriffin@orcitey.org)

503.974.5517

### **Sherwood**

David Bodway, Sherwood Finance Director

[bodwayd@sherwoodoregon.gov](mailto:bodwayd@sherwoodoregon.gov)

503.625.4212

### **Wilsonville**

Zoe Mombert, Assistant to the City Manager

[Mombert@ci.wilsonville.or.us](mailto:Mombert@ci.wilsonville.or.us)

503.570.1503

### **Gresham**

Anna Snyder [Anna.Snyder@greshamoregon.gov](mailto:Anna.Snyder@greshamoregon.gov), Program Manager

[Anna.Snyder@greshamoregon.gov](mailto:Anna.Snyder@greshamoregon.gov)

503.618.2469

### **City of Roses**

KJ Mack, Community Engagement Specialist

[KJ@elevateoregon.org](mailto:KJ@elevateoregon.org)

503.477.7644