

Annual Listing of Federally Obligated Projects

Federal fiscal year 2023

(October 1, 2022 – September 30, 2023)

December 31, 2023



Photo courtesy of Metro

This page left blank intentionally

Public service

*We are here to serve the public
with the highest level of
integrity.*

Excellence

*We aspire to achieve exceptional
results*

Teamwork

*We engage others in ways that foster
respect and trust.*

Respect

*We encourage and appreciate
diversity in people and ideas.*

Innovation

*We take pride in coming up with
innovative solutions.*

Sustainability

*We are leaders in demonstrating
resource use and protection.*

Metro's values and purpose

We inspire, engage, teach and invite people to preserve and enhance the quality of life and the environment for current and future generations.

Metro respects civil rights

Metro fully complies with Title VI of the Civil Rights Act of 1964 that requires that no person be excluded from the participation in, be denied the benefits of, or be otherwise subjected to discrimination on the basis of race, color or national origin under any program or activity for which Metro receives federal financial assistance.

Metro fully complies with Title II of the Americans with Disabilities Act and Section 504 of the Rehabilitation Act that requires that no otherwise qualified individual with a disability be excluded from the participation in, be denied the benefits of, or be subjected to discrimination solely by reason of their disability under any program or activity for which Metro receives federal financial assistance.

If any person believes they have been discriminated against regarding the receipt of benefits or services because of race, color, national origin, sex, age or disability, they have the right to file a complaint with Metro. For information on Metro's civil rights program, or to obtain a discrimination complaint form, visit oregonmetro.gov/civilrights or call 503-797-1536.

Metro provides services or accommodations upon request to persons with disabilities and people who need an interpreter at public meetings. If you need a sign language interpreter, communication aid or language assistance, call 503-797-1700 or TDD/TTY 503-797-1804 (8 a.m. to 5 p.m. weekdays) 5 business days before the meeting. All Metro meetings are wheelchair accessible. For up-to-date public transportation information, visit TriMet's website at trimet.org.

Metro is the federally mandated metropolitan planning organization designated by the governor to develop an overall transportation plan and to allocate federal funds for the region.

The Joint Policy Advisory Committee on Transportation (JPACT) is a 17-member committee that provides a forum for elected officials and representatives of agencies involved in transportation to evaluate transportation needs in the region and to make recommendations to the Metro Council. The established decision-making process assures a well-balanced regional transportation system and involves local elected officials directly in decisions that help the Metro Council develop regional transportation policies, including allocating transportation funds. JPACT serves as the MPO board for the region in a unique partnership that requires joint action with the Metro Council on all MPO decisions.

MTIP web site: oregonmetro.gov/mtip

The preparation of this report was financed in part by the U.S. Department of Transportation, Federal Highway Administration and Federal Transit Administration. The opinions, findings and conclusions expressed in this report are not necessarily those of the U.S. Department of Transportation, Federal Highway Administration and Federal Transit Administration

TABLE OF CONTENTS

What, Where and Who is Metro	1
Figure 1. Metropolitan Planning Area map	2
About this Document	3
Regional Transportation Plan	8
Metropolitan Transportation Improvement Program	8
About Obligations	9
2023 Obligation Summary	10
Figure 2. Historical Federal Obligations	10
Federal Transportation Funds	11
Table 1. Obligation of Federal Transportation Funds	11
Figure 3. 2023 Federal Funds Obligated	12
Regional Flexible Funds	13
Table 2. Metro MTIP Report & FMIS Report	13
Figure 4. RFFA Funds Obligated in 2022	13
Advance Construction	14
Table 3. 2023 FHWA Data by Lead Agency	15
Table 4. 2023 FHWA Data by Federal Fund	24
Table 5. 2023 FTA Awards	32
Table 6. 2023 Advance Construction	33
List of Acronyms	34

What is Metro?

Metro works with communities, businesses and residents in the Portland metropolitan area to chart a wise course for the future while protecting the things we love about this place.

Where is Metro?

Metro serves more than 1.5 million people in Clackamas, Multnomah and Washington counties. The agency's boundary encompasses Portland, Oregon and 23 other cities – from the Columbia River in the north to the bend of the Willamette River near Wilsonville, and from the foothills of the Coast Range near Forest Grove to the banks of the Sandy River at Troutdale.

Who is Metro?

The **Metro Council** consists of a president, elected region wide, and six councilors who are elected by district every four years in nonpartisan races. The **Metro Auditor**, elected region wide, is responsible for oversight of Metro's annual financial statements and for conducting performance audits. The council appoints a chief operating officer to carry out council policies and manage Metro operations. The chief operating officer oversees a diverse **workforce** of more than 1,600 employees including park rangers, economists, teachers, scientists, designers, planners, animal keepers, stagehands, and cartographers. Hundreds of **volunteers** lend a hand at Metro's parks, cemeteries, natural areas, offices, and visitor venues.

Metro is the Metropolitan Planning Organization (MPO) for the Portland region

Metro is authorized by Congress and the State of Oregon to coordinate and plan investments in the transportation system for the three-county metropolitan planning area. Metro uses this authority to expand transportation options, make the most of existing streets and improve public transit service.

As an MPO, Metro **works collaboratively** with cities, counties and transportation agencies to decide how to invest federal highway and public transit funds within its service area. It creates a long-range **transportation plan (RTP)**, a 4 year transportation funding program (**MTIP**), and leads efforts to expand the public transit system and helps make strategic use of a small subset of **transportation funding** that Congress designates MPOs allocate to projects.

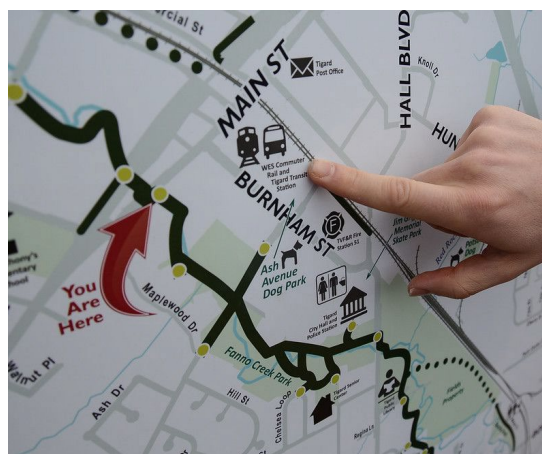
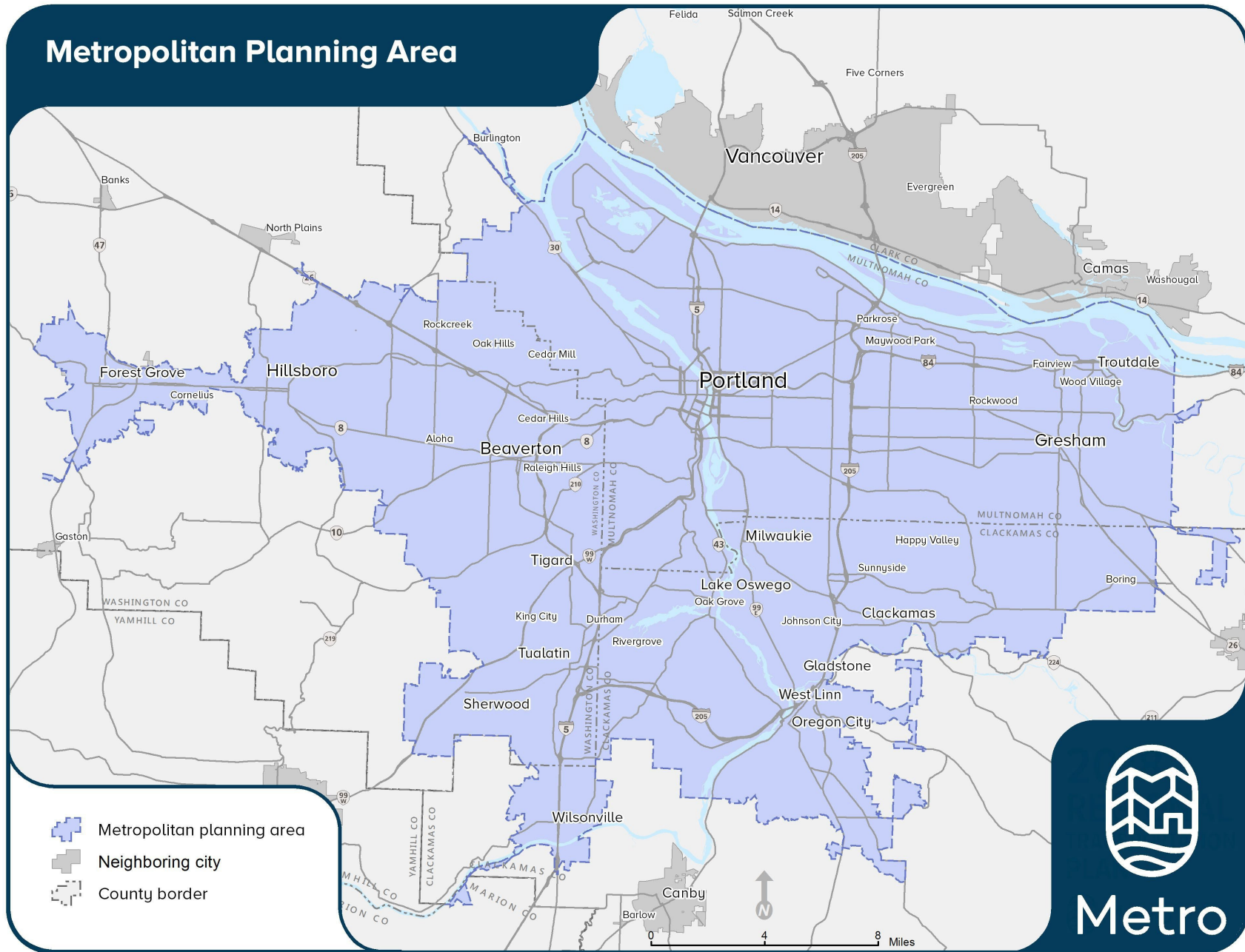


Figure 1. Metropolitan Planning Area map



ABOUT THIS DOCUMENT

The 2023 Annual Listing of Federally Obligated Projects lists the Metro area programs and projects for which Federal transportation funds have been obligated. The programs and projects listed in this report are located within the Portland metropolitan planning area boundary, representing 24 cities and 3 counties (see map). The obligation lists are organized by lead agency which can be a city, county, state (ODOT), transit authority (TriMet or SMART), Metro or any other agency authorized to receive federal transportation funds.

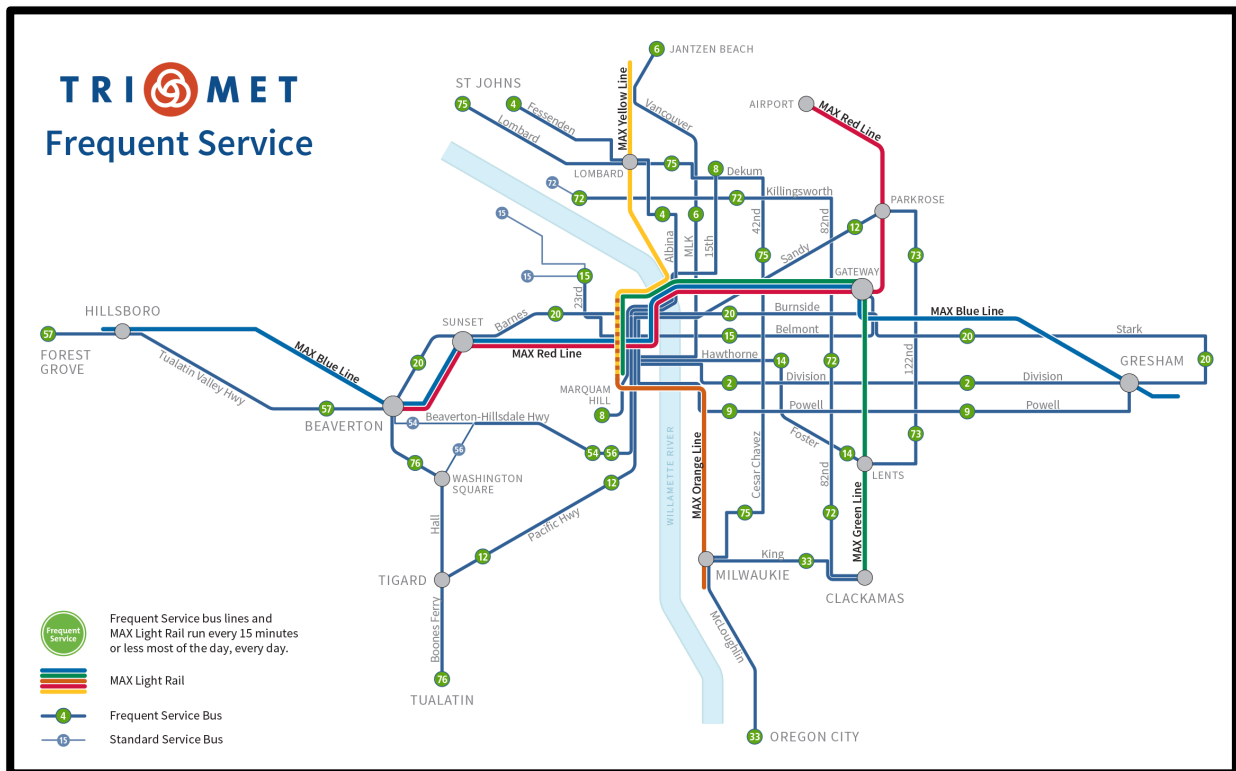
Table 3 lists the projects obligated through the Federal Highway Administration (FHWA) and is sorted by Lead Agency. Table 4 lists projects obligated through the Federal Highway Administration (FHWA) and is sorted by Federal Fund Source. Table 5 lists projects obligated through the Federal Transit Administration (FTA).

This report provides a yearly update about the progress of projects scheduled for construction or implementation and is useful for understanding the process by which federal investments are made in the communities of this region.

This document is available for downloading on the Metro website at:

www.oregonmetro.gov/mtip.

A large portion of federal funds from FTA help fund bus, rail and transit projects, including maintenance and operations, in the Portland metropolitan area.



TriMet operates 5 MAX Light Rail lines and 84 bus lines that connect Portland City Center to various locations around the region
Photo courtesy of TriMet



Oregon City Transit Center. Photo courtesy of TriMet



Funds for the Willamette Shore Line Rail and Trestle project will repair and restore structural integrity of the trolley service. Photo courtesy of TriMet



SMART bus at Wilsonville Transit Center
Photo courtesy of SMART



SMART operates a fleet of over 35 vehicles (buses and minivans)
Photo courtesy of SMART



TriMet Buses at Beaverton Transit Center
Photo courtesy of TriMet



TriMet MAX train along Transit Oriented Development (TOD) project
Photo courtesy of TriMet



Riders exiting TriMet Bus 57 – TV Hwy
Photo courtesy of TriMet



TriMet and SMART buses are equipped with bike racks that hold 3 bicycles
Photo courtesy of SMART

Federal funds from FHWA help fund major bridge and highway projects in the Portland metropolitan area. There are also many local transportation projects that are partially funded by FHWA and FTA. Many of the local projects are active transportation projects that include on-street bicycle and pedestrian improvements. Many of the federally funded local projects support safety, access to transit, trails, freight movement and economic development initiatives.



Installing new steel grate deck on the Morrison Bridge.
Photo courtesy of Multnomah County



A sketch of the improvements on SW 26th and the new structure, viewed from SW 26th Avenue looking southeast.



SW 26th Avenue and SW Barbur Court: upgrades include new curb ramps, bike striping and high-visibility crosswalks.

I-5 over 26th Avenue Bridge
Photo courtesy of ODOT

Traffic Impact

Construction update (February 9, 2024):

Construction continues along SE 82nd Ave. Contractors working for ODOT are doing underground pipe and maintenance hole work and upgrading sidewalk curb ramps to meet Americans with Disabilities Act (ADA) requirements at select intersections and side streets. Current work also includes utility relocations within the project corridor by NW Natural Gas.

Current traffic impacts:

- Around-the-clock single lane closures could occur in both directions of SE 82nd Ave. between Foster Road and Glencoe Road.
- Day and night work on side streets at their intersection with SE 82nd Avenue, including at Ellis, Reedway, Knight, and Martins streets.

Construction Impacts

Throughout construction, travelers can expect:

- Daytime and nighttime lane closures on SE 82nd Ave. between SE Foster Road and SE Thompson Road, with at least one lane open in each direction at a time.
- Some side streets will temporarily close at their intersections during construction activities with detours in place.
- Temporary intersection closures during construction activities with detours in place.
- Temporary pedestrian accessible detour routes for people walking, biking and rolling during construction.

During construction, people who live or work near the project work areas may hear periodic construction noise from heavy equipment, construction trucks, and tools such as concrete saws, drills, jackhammers and pavement grinders.

Night Work

To reduce traffic impacts during the day on SE 82nd Ave., some construction work will occur at night. Nighttime construction noise will take place periodically from 6 p.m. to 7 a.m.

Nighttime Noise Hotline: 503-276-7812

Call our 24/7 nighttime noise hotline to help resolve any ODOT noise-related concerns.

Other Projects in the Area

City of Portland – 82nd Avenue Critical Fixes

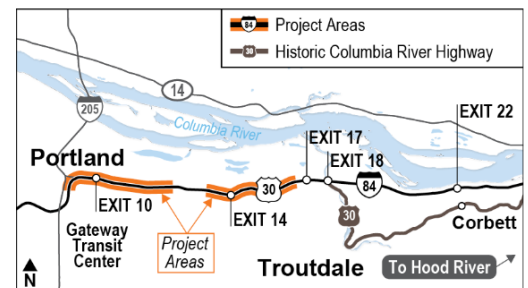
The City of Portland is investing in 82nd Avenue to deliver critical fixes now. The needed urgent safety and maintenance repairs to the corridor include paving, crossings, lighting, safety improvements at intersections, and sidewalk improvements. For more information please visit the project [website](#).

ODOT's All Roads Transportation Safety Program (ARTS)

The Central ARTS program improves safety at intersections and streets in the central Portland metro area, including a section 82nd Avenue south of Foster Road. For more information please visit the project [website](#).



OR213 (82nd Ave): SE Foster Rd – SE Thompson Rd paving and safety improvements
Photo courtesy of ODOT



I-84 Paving and Improvement Project. Photo courtesy of ODOT



I-84 Paving and Improvement Project
Photo courtesy of ODOT




Willamette Greenway Trail: Drawing of bridge over N Columbia Blvd. Photo courtesy of Portland Parks Bureau



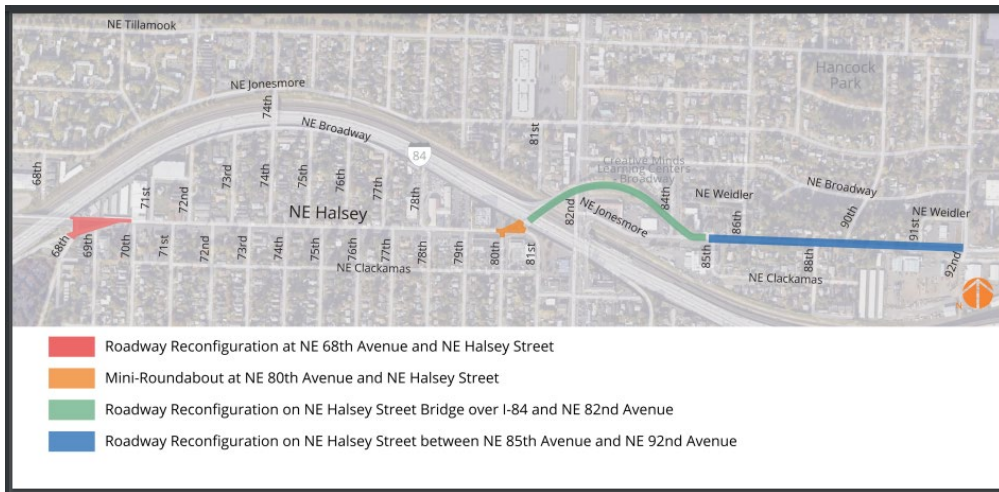
Looking north on Columbia Blvd where the bridge is slated to be built. Chimney Park is on the left.



Willamette Greenway Trail: Future Columbia Blvd Bridge location. Photo courtesy of Metro



Jennings Avenue safety and connectivity improvements. Photo courtesy of Clackamas County



NE Halsey St bike, pedestrian, and transit improvements. Photo courtesy of City of Portland



Fanno Creek Trail : Woodard Park segment and future plan. Photo courtesy of City of Tigard



OR99W: I-5 – McDonald St improvements. Photo courtesy of ODOT

REGIONAL TRANSPORTATION PLAN (RTP)

The Regional Transportation Plan is a blueprint to guide investments for all forms of travel – motor vehicle, transit, bicycle and walking – and the movement of goods and freight throughout the Portland metropolitan region. The plan identifies current and future transportation needs, investments needed to meet those needs and what funds the region expects to have available over the next 25 years to make those investments a reality. The RTP is the guiding policy document which outlines the long-range vision of the region's urban transportation system. As a component of the policy document, it identifies priority transportation investments (i.e. projects and programs) which will help achieve the long-range vision. The RTP list represents priorities beyond what can be afforded by the region in any given year. As a result, Metro is required to develop a four-year expenditure plan known as the Metropolitan Transportation Improvement Program (MTIP) for the Portland urban area. For projects to receive federal transportation funding, they must be included in the financially constrained Regional Transportation Plan (RTP).

METROPOLITAN TRANSPORTATION IMPROVEMENT PROGRAM (MTIP)

The Metropolitan Transportation Improvement Program (MTIP) is the federally mandated four-year schedule of expenditures (i.e., spending) of federal transportation funds as well as significant state and local funds in the Portland metropolitan region. As a report, the MTIP provides the upcoming four-year implementation schedule of transportation projects in the Portland region. The MTIP also demonstrates how the transportation projects to be implemented comply with federal regulations regarding project eligibility, air quality impacts, environmental justice, and public involvement. The MTIP serves as the implementation strategy for the first four years of the region's long-range transportation plan (RTP). The MTIP coordinates spending of federal and state transportation funds for four different public agencies: Metro, the Oregon Department of Transportation (ODOT), Tri-County Metropolitan Transportation District (TriMet), and South Metro Area Regional Transit (SMART).

Programming in the MTIP is based on a forecast of revenues expected to be available through annual appropriations and apportionments of federal transportation funds. Forecasted revenues are assigned to estimated costs by project phase, such as design and engineering, right-of-way acquisition, and construction. As funding actually becomes available each federal fiscal year, programming is adjusted for that year based on project readiness, with some projects slipping to future years while others move to the current year. Projects in this report are also in the MTIP.



Safe Routes to School Program Photo courtesy of Metro

ABOUT OBLIGATIONS

An obligation in the context of this report is the Federal government's legal commitment to pay the Federal share of a project's cost. An obligated project is one that has been authorized by the Federal agency as meeting eligibility requirements for federal funds.

For Federal Transit Administration (FTA) projects, obligation occurs when the FTA grant is awarded. For Federal Highway Administration (FHWA) projects, obligation occurs by phase when a project agreement is executed and FHWA authorizes the federal funds. A project agreement defines specific project elements that are eligible for funding; how financing will occur; and agency roles, responsibilities, and liabilities.

Once funds have been obligated, the project sponsor/lead agency begins incurring eligible project expenses and then requests reimbursement. The reimbursement request must demonstrate that the recipient incurred the costs consistent with the project agreement and all federal requirements.

Projects for which funds have been obligated are not necessarily initiated or completed in the program year. For obligations on a construction project, typically the project needs to complete a competitive bid process and begin construction (if an acceptable bid is received) before receiving reimbursement of project costs with federal funds. Alternatively, projects may have obtained permission to proceed to construction using local funds, with the ability to be obligated and reimbursed with federal funds at a later date. Some of those projects in this report may already have been constructed.

The amount of the obligation usually does not equal the total cost of the project. An obligation may be for only one phase of a multi-phased project, and the obligation amount listed does not account for local funding spent on a project. The total estimated cost of the project is included in the report for reference.

Occasionally, an agency may request that funds be "de-obligated" from a project. This occurs most frequently when the sponsor agency has completed the phase of a project without using all the obligated funds. It also occurs if the agency has decided not to proceed with that project or if an agency decides to change sources of funding for a project. In the case of changing categories of funds, there may be a report entry showing the obligation of the second funding category to the project. De-obligations are shown on the obligation table in parenthesis ().

Following are the funding charts, graphs and projects in the Portland metropolitan area that were obligated in Federal Fiscal Year 2023 (October 1, 2022 – September 30, 2023).

For further information on these fund types:

<http://www.fhwa.dot.gov/federalaid/projects.cfm>

Further information

For additional information regarding specific projects contained within this report, please contact the project sponsor.

2023 Obligation Summary

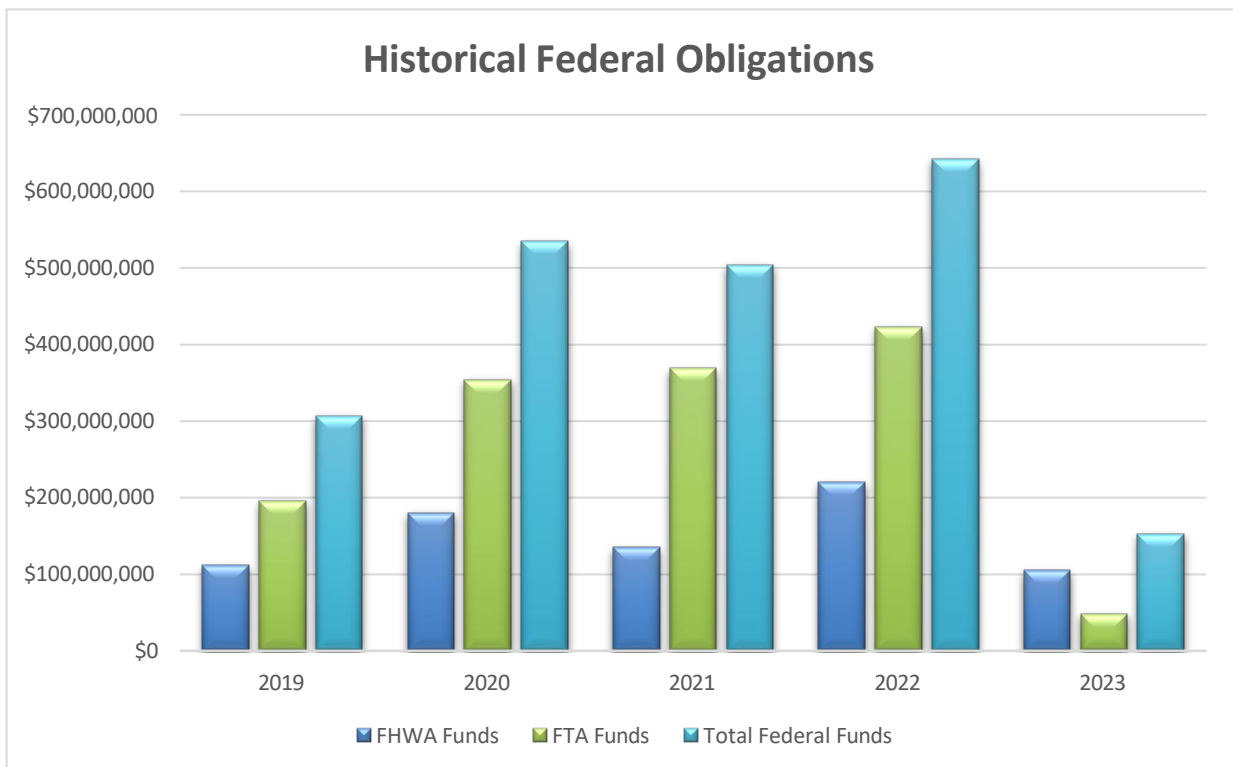
Annual Obligations vs. Historical Obligations

A total of approximately \$152.4 million in federal program funds were obligated in federal fiscal year 2023 which was a significant decrease from the 2022 obligations which totaled \$642 million. The 320% decrease is an anomaly given the overall trend of increases in the last five years. The \$490 million decrease in 2023 was due to significantly lower obligation amounts within the FHWA and FTA programs. The FTA program saw a decrease of \$375 million this last year.

The decrease between fiscal years 2022-23 for TriMet of \$378 million is largely caused by \$325 million in stimulus funds received under the American Rescue Plan (ARP) Act in FY2022 to help prevent, prepare for, and respond to coronavirus as well as help supplement local funding toward two Capital Investment Grants. Another \$51 million in annual Section 5307 formula funds that is normally used to pay for preventive maintenance costs each year was deferred to FY2024 to continue using the ARPA funds until they are drawn down completely. SMART, the transit agency in Wilsonville, received \$4 million in ARP stimulus funds for operating assistance and preventive maintenance last year that they did not receive in 2023. The FHWA obligations also decreased in 2023, \$115 million less than 2022.

While this year-to-year decrease appears significant, 2022 was the highest obligation year on record, largely due to the availability of stimulus funds awarded through FHWA which were common in the last three years but have largely been utilized. The decrease can be attributed to the reduction in statewide revenues available in 2023. In addition, ODOT shifted a total of \$45 million in grant awards in 2023 to Advance Construction which lowers the total amount of FHWA obligations. See the Advance Construction Section for how ODOT uses this funding strategy for fiscal constraint purposes.

Figure 2. Historical Federal Obligations



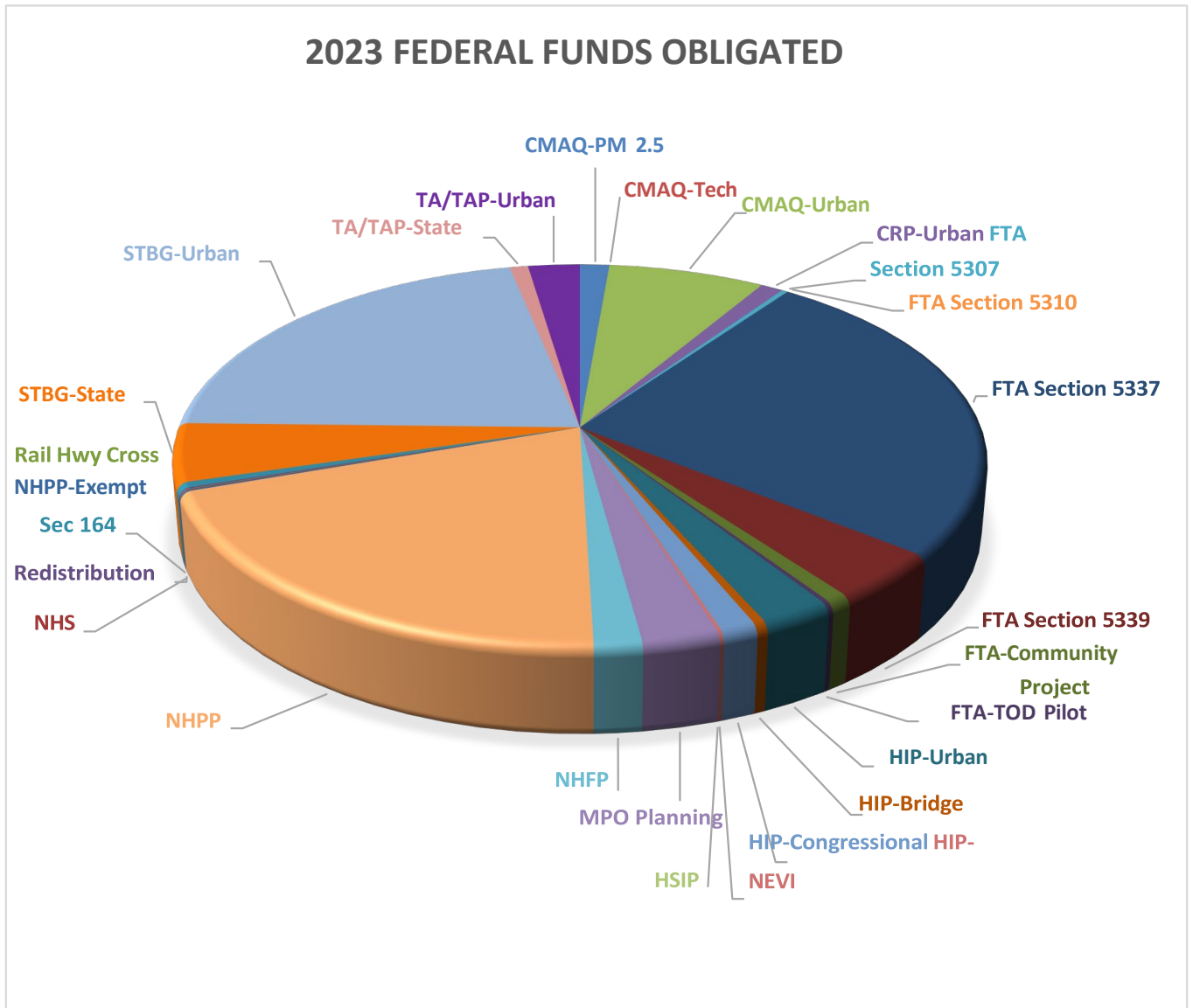
Federal Transportation Funds

A total of approximately \$152 million in federal program funds were obligated in federal fiscal year 2023 on 104 projects within the Portland metropolitan region. Funds from the Federal Highway Administration (FHWA) accounted for 68% of the total and approximately \$104 million on 68 projects. Funds from the Federal Transit Administration (FTA) accounted for 32% of the total and approximately \$48 million on 10 projects. The table and chart below show fund amounts and percentages in more detail.

Table 1. Obligation of Federal Transportation Funds

Obligation of Federal Transportation Funds		
Federal Fund	2023 Funds Obligated	Percent of Total
CMAQ-PM 2.5	\$2,082,674	1.37%
CMAQ-Tech	-\$3,302	0.00%
CMAQ-Urban	\$11,111,148	7.29%
CRP-Urban	\$1,602,830	1.05%
FTA Section 5307	\$417,404	0.27%
FTA Section 5310	\$6,346	0.00%
FTA Section 5337	\$39,823,284	26.12%
FTA Section 5339	\$6,328,969	4.15%
FTA-Community Project	\$1,162,115	0.76%
FTA-TOD Pilot	\$315,000	0.21%
HIP-Urban	\$3,849,887	2.53%
HIP-Bridge	\$612,542	0.40%
HIP-Congressional	\$1,933,562	1.27%
HIP-NEVI	\$214,288	0.14%
HSIP	-\$36	0.00%
MPO Planning	\$4,192,883	2.75%
NHFP	\$2,600,573	1.71%
NHPP	\$31,016,019	20.34%
NHPP-Exempt	\$168,901	0.11%
NHS	\$68,053	0.04%
Rail Hwy Cross	-\$55,996	-0.04%
Redistribution	\$161,034	0.11%
Sec 164	-\$697,763	-0.46%
STBG-State	\$7,625,071	5.00%
STBG-Urban	\$32,959,962	21.62%
TA/TAP-State	\$1,298,936	0.85%
TA/TAP-Urban	\$3,663,755	2.40%
Grand Total	\$152,458,137	100.00%

Figure 3. 2023 Federal Funds Obligated



Regional Flexible Funds

Metro allocates the local federal highway program funds, referred to as the Regional Flexible Fund Allocation (RFFA). The urban federal program funds include Surface Transportation Block Grant Program (STBG), formerly Surface Transportation Program (STP), Congestion Mitigation and Air Quality Program (CMAQ) and Transportation Alternatives Program (TA, formerly TAP). A total of approximately \$53.1 million in regional flexible funds were obligated in federal fiscal year 2023 on 36 projects within the Portland metropolitan region. Funds from the STP/STBG Program accounted for 67%. Funds from the CMAQ Program accounted for 23%, 7% were TA/TAP Program funds, and 3% of the funds allocated were Carbon Reduction Program (CRP) funds. The table and chart below show fund amounts and percentages in more detail.

Table 2. Metro MTIP Report & FMIS Report

Metro MTIP Report & FMIS Report							
Federal Fund (RFFA Source)	2023 Limitation	Prior Year Carryover	Total Funds Available	2023 Programming	2023 Obligations	Obligation % (Obs/Programming)	Obligation % (Obs/Avail)
CMAQ	\$13,034,756	\$10,377,772	\$23,412,528	\$11,052,825	\$11,111,148	100.53%	47.46%
STP/STBG - URBAN ²	\$30,489,642	\$30,562,638	\$61,052,280	\$29,581,821	\$32,959,962	111.42%	53.99%
TA/TAP - URBAN	\$2,830,807	\$8,216,399	\$11,047,206	\$1,602,619	\$3,663,755	228.61%	33.16%
HIP - Urban ¹	\$0	\$7,849,887	\$7,849,887	\$0	\$3,849,887	N/A	49.04%
Carbon Reduction	\$3,594,841	\$3,663,530	\$7,258,371	\$1,602,830	\$1,602,830	100.00%	22.08%
Total	\$49,950,046	\$60,670,226	\$110,620,272	\$43,840,095	\$53,187,583	121.32%	48.08%

¹HIP—Urban obligations are ODOT project allocations of Urban HIP funds exchanged for ODOT administered STBG funds that were allocated by Metro to seven local projects to address project cost increases per Metro Resolution 22-5302

²STP/STBG-Urban Carry-Over includes Redistribution funds (\$4,637,054 in 2022 and \$10,836,158 in 2023)

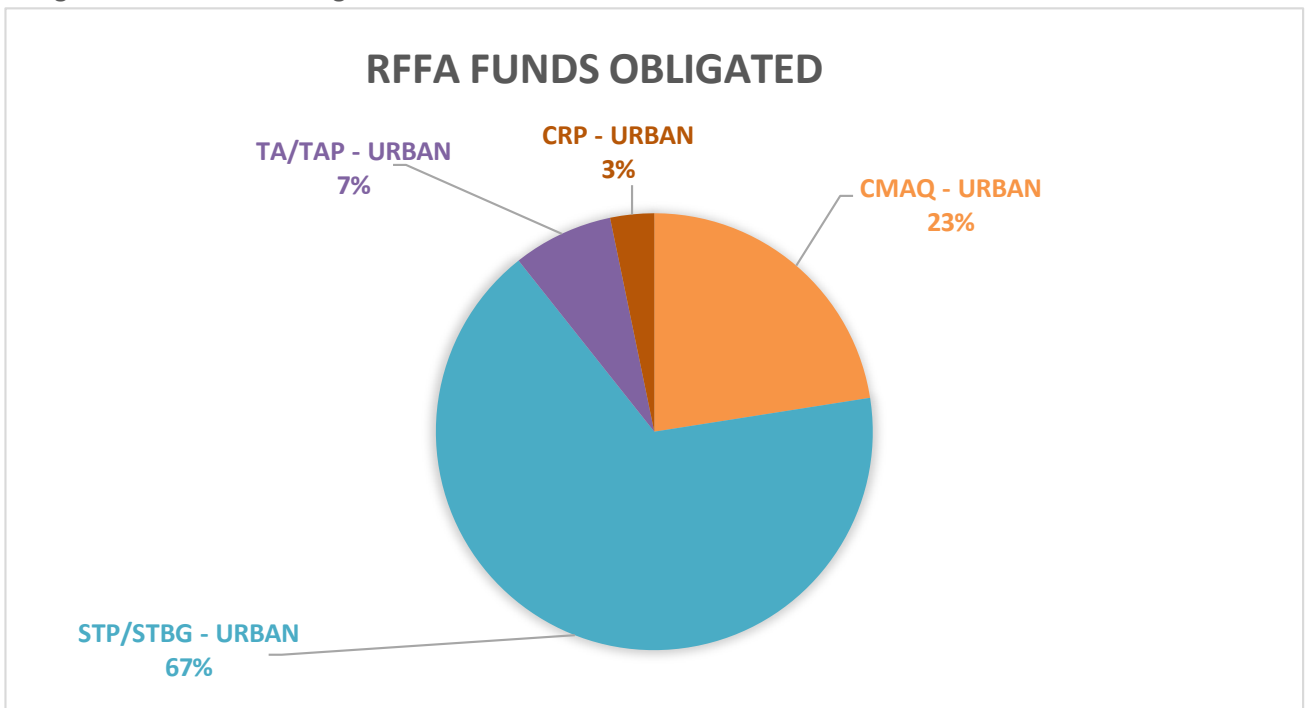
Notes: 2023 Limitation amounts and Prior Year Carryover amounts from Flower Shobe (ODOT) email 4/10/23.

The annual obligation amounts can exceed annual programming when new obligations are made on project phases from prior years.

Programming totals from FY21-24 MTIP Report of 8/31/23 (End of federal fiscal year)

Obligations from FFY 2023 FMIS Obligation Report

Figure 4. RFFA Funds Obligated



Advance Construction

Advance construction (AC) allows states to begin a project even in the absence of sufficient Federal-aid obligation authority at a particular point in time to cover the Federal share of project costs. The Federal Highway Administration can approve use of AC and the ability of a project to proceed as eligible to receive reimbursement from federal fund sources if all other federal requirements for obligation have been met and the state DOT anticipates use of future obligation funding authority for use on that project.

Prior to Federal authorization of a project as AC, the project must be included in the Federally approved STIP/TIP [see 23 CFR 630.705]. The project will support the fiscally constrained element of the STIP/TIP using all or some combination of State, local, and/or private funds. The financial limit on the amount of AC is set by the State's or MPO's ability to demonstrate fiscal constraint. Consideration should be given to the future availability of Federal-aid funds to accommodate the AC conversion.

Generally, when an AC project is converted to a federally funded project, the STIP/TIP will document the full or partial conversion of this project. The amount of conversion is limited to the apportioned Federal-funds available in the category. As with any project, the State is not locked into the category of funds identified in the approved STIP/TIP. If the approved AC "conversion" substantially changes the current STIP/TIP's fiscal constraint determination, the STIP/TIP's will need to be amended. The fiscal constraint determination should be based on the individual, or group of project conversions, or the total amount and source(s) of Federal funds which are presented within the STIP/TIP.

When the state DOT AC's a project, they are committing state, local, or private funds on the project up front so the project can commence until federal funds are available. When federal funds become available, the AC designation is converted to an eligible federal fund type. This typically happens 3-12 months after receiving designation as AC.

In federal fiscal year 2023, the Oregon Department of Transportation (ODOT) utilized Advance Construction for 5 projects in the Portland Metropolitan area. Those obligations totaled approximately \$45.3 million. AC was used primarily for ODOT projects this past year. There was only one Metro Planning project AC'd in 2023, accounting for approximately \$1.3 million. We've incorporated an Advance Construction Listing (Table 6) to show which projects and funds were impacted. These AC funded obligations will eventually be converted to federal funds and will be reported in the FFY 2024 Annual Listing of Obligated projects.

Table 3. 2023 FHWA Data by Lead Agency

Lead Agency	Federal Project Number	ODOT Key Number	Project Title	Project Action	Fund Code	Fund Code Description	Phase	FFY23 Obligation Amount	Federal Amount Programmed	Total Project Cost Estimate	FY Advance Construction
Clackamas County	C005121	22129	Clackamas County Regional Freight ITS - Phase 2B	New Project	Y230	STBG-URBANIZED >200K IIJA	PE	\$200,000	\$200,000	\$1,159,428	0.00
								\$200,000			
Clackamas County	C005103	19276	Jennings Ave: OR99E to Oatfield Rd	Project Change	Y230	STBG-URBANIZED >200K IIJA	PE	\$206,379	\$1,077,967	\$6,183,391	0.00
				Project Change	Y230	STBG-URBANIZED >200K IIJA	CON	\$540,758	\$2,908,908	\$6,183,391	0.00
				Project Change	Y230	STBG-URBANIZED >200K IIJA	CON	\$1,109,260	\$2,908,908	\$6,183,391	0.00
				Project Change				\$1,856,397			
		19276 Total									
Clackamas County Total								\$2,056,397			
Gresham	3125055	19120	SE 242nd/Hogan: NE Burnside - E Powell (Gresham)	Project Change	Z030	REDISTRIB CERTAIN AUTH FAST	ROW	(\$107,172)	\$325,000	\$6,012,388	0.00
				Project Change	Y236	STBG 50-200K POP IIJA	CON	\$107,172	\$1,025,001	\$6,012,388	0.00
		19120 Total						\$0			
Gresham	3125049	16986	NW Division Complete St - Phase 1: Wallula Ave-Birdsdale Ave	Project Change	Y400	CONGESTION MITIGATION IIJA	ROW	\$13,460	\$741,047	\$6,471,623	0.00
				Project Change	Y400	CONGESTION MITIGATION IIJA	PE	\$44,865	\$741,047	\$6,471,623	0.00
		16986 Total						\$58,325			
Gresham Total								\$58,325			
Happy Valley	3205007	19280	SE 129th Avenue - Bike Lane and Sidewalk Project	Project Change	M3E1	TAP URB AREA >200K MAP-21 EXT	ROW	(\$149,126)	\$245,089	\$4,476,467	0.00
		19280 Total						(\$149,126)			
Happy Valley Total								(\$149,126)			
Metro	PR24101	22311	Portland Metro Area MPO	New Project	18MP	FTA METROPOLITAN TRANSPORT	PL	\$37,175	\$6,347,800	\$11,014,508	0.00
				New Project	Y410	SAFE ACC TRNS OPT METR PL IIJA	PL	\$79,863	\$6,347,800	\$11,014,508	0.00
				New Project	Z45E	METROPOLITAN PLANNING FAST EXT	PL	\$84,330	\$6,347,800	\$11,014,508	0.00
				New Project	Y240	SURFAC TRNSP BLK GRTS-FLX IIJA	PL	\$201,893	\$6,347,800	\$11,014,508	1,314,979.46
				New Project	Z450	METROPOLITAN PLANNING FAST	PL	\$320,116	\$6,347,800	\$11,014,508	0.00
				New Project	Y450	METROPOLITAN PLANNING IIJA	PL	\$2,066,309	\$6,347,800	\$11,014,508	0.00
				New Project	Y230	STBG-URBANIZED >200K IIJA	PL	\$2,243,134	\$6,347,800	\$11,014,508	0.00
		22311 Total					\$5,032,819				
Metro	PR23101	22310	Portland Metropolitan Planning SFY23	Project Change	Y230	STBG-URBANIZED >200K IIJA	PL	(\$61,950)	\$6,739,935	\$12,154,240	0.00
				Project Change	Y240	SURFAC TRNSP BLK GRTS-FLX IIJA	PL	\$201,893	\$6,739,935	\$12,154,240	-1,051,566.03
				Project Change	Y450	METROPOLITAN PLANNING IIJA	PL	\$736,568	\$6,739,935	\$12,154,240	0.00
				Project Change	22MP	FTA METROPOLITAN TRANSPO IIJA	PL	\$1,193,199	\$6,739,935	\$12,154,240	0.00
				Project Change				\$2,069,710			
		22310 Total									
Metro	5900316	22298	Multimodal Transportation Data Archive (PORTAL)	Project Change	Z230	STBG-URBANIZED >200K FAST	OTHER	\$6,426	\$600,000	\$668,673	0.00
		22298 Total						\$6,426			

Table 3. 2023 FHWA Data by Lead Agency

Lead Agency	Federal Project Number	ODOT Key Number	Project Title	Project Action	Fund Code	Fund Code Description	Phase	FFY23 Obligation Amount	Federal Amount Programmed	Total Project Cost Estimate	FY Advance Construction
Metro	PR22101	20597	Portland Metropolitan Area Planning SFY22	Project Close	Z450	METROPOLITAN PLANNING FAST	PL	(\$320,116)	\$6,019,868	\$8,837,195	0.00
				Project Close	Z23E	STBG-URBANIZED >200K FAST EXT	PL	(\$286,904)	\$6,019,868	\$8,837,195	0.00
				Project Close	20MP	FTA METROPOLITAN TRANSPORT	PL	(\$4,561)	\$6,019,868	\$8,837,195	0.00
				Project Close	Z240	SURFACE TRANSP BLOCK GRTS-FLEX	PL	\$0	\$6,019,868	\$8,837,195	-566,789.51
								(\$611,580)			
		20597 Total									
Metro	0000255	18832	Willamette Greenway Trail: Columbia Blvd Bridge	Project Change	Y301	TRANS ALTERNATIVES >200K IJJA	PE	\$866,102	\$1,332,698	\$8,600,941	0.00
		18832 Total					\$866,102				
Metro Total								\$7,363,477			
Multnomah County	C051119	21884	Morrison St: Morrison (Willamette River) Bridge (Portland)	New Project	Y230	STBG-URBANIZED >200K IJJA	PE	\$1,604,929	\$1,604,929	\$9,007,529	0.00
		21884 Total					\$1,604,929				
Multnomah County	C051099	18383	Burnside St: Willamette River Br Paint & Rehab Bridge #00511	Project Close	Z240	SURFACE TRANSP BLOCK GRTS-FLEX	CON	(\$1,265,153)	\$22,442,685	\$31,778,796	0.00
				Project Close	Z240	SURFACE TRANSP BLOCK GRTS-FLEX	CON	(\$3,171,639)	\$22,442,685	\$31,778,796	0.00
				Project Close	Z240	SURFACE TRANSP BLOCK GRTS-FLEX	CON	(\$287,189)	\$22,442,685	\$31,778,796	0.00
		18383 Total					(\$4,723,980)				
Multnomah County	C051103	18020	Sandy Blvd: 230th Ave - 238th Dr (Wood Village)	Project Close	Z230	STBG-URBANIZED >200K FAST	CON	\$268,588	\$501,297	\$2,467,721	0.00
				Project Close	Z230	STBG-URBANIZED >200K FAST	CON	(\$286,632)	\$501,297	\$2,467,721	0.00
		18020 Total					(\$18,044)				
Multnomah County	C051100	17410	Broadway St: Willamette R (Broadway)Br Repair Bridge #06757	Project Close	Z240	SURFACE TRANSP BLOCK GRTS-FLEX	CON	(\$343,916)	\$5,742,720	\$13,500,000	0.00
				Project Close	Z240	SURFACE TRANSP BLOCK GRTS-FLEX	CON	\$24,946	\$5,742,720	\$13,500,000	0.00
		17410 Total					(\$318,971)				
Multnomah County Total								(\$3,456,067)			
ODOT	S064065	22738	I-205: from I-5 to the Glenn Jackson Bridge	New Project	Y130	HIP NATL ELECTRIC VHCLE INFRA	PL	\$188,800	\$188,800	\$1,936,000	0.00
				New Project	Y130	HIP NATL ELECTRIC VHCLE INFRA	N/A - ICAP	\$25,488	\$0	\$1,936,000	0.00
		22738 Total					\$214,288				
ODOT	S141011	22647	OR141 (SW Hall Blvd): SW Spruce St - SW Hemlock St	New Project	Y926	HIP COMMNTY PROJ CONG-DIR 2023	PE	\$942,165	\$942,165	\$3,566,254	0.00
		22647 Total					\$942,165				
ODOT	S029037	22609	OR8: East Lane (Cornelius)	Project Change	Y928	HIP COMMNTY PROJ CONG-DIRECTED	PE	\$190,228	\$190,800	\$1,003,009	0.00
				Project Change	Y928	HIP COMMNTY PROJ CONG-DIRECTED	CON	\$225,164	\$709,200	\$1,003,009	0.00
				Project Change	Y928	HIP COMMNTY PROJ CONG-DIRECTED	CON	\$576,004	\$709,200	\$1,003,009	0.00
		22609 Total					\$991,397				
ODOT	S061014	22603	I-405 Fremont Bridge (Willamette River) West Ramps	New Project	Y001	NATIONAL HIGHWAY PERF IJJA	PE	\$11,846,442	\$10,437,394	\$11,759,000	0.00
		22603 Total					\$11,846,442				

Table 3. 2023 FHWA Data by Lead Agency

Lead Agency	Federal Project Number	ODOT Key Number	Project Title	Project Action	Fund Code	Fund Code Description	Phase	FFY23 Obligation Amount	Federal Amount Programmed	Total Project Cost Estimate	FY Advance Construction
ODOT	S081083	22469	US30BY Curb Ramps (Portland)	Project Change	Z919	HIGHWAY INFRA OVER 200K POP	N/A - ICAP	\$33,266	\$0	\$2,949,000	0.00
				Project Change	Y240	SURFAC TRNSP BLK GRTS-FLX IJJA	N/A - ICAP	\$161,776	\$0	\$2,949,000	0.00
				Project Change	Z919	HIGHWAY INFRA OVER 200K POP	CON	\$246,417	\$2,602,170	\$2,949,000	0.00
				Project Change	Y240	SURFAC TRNSP BLK GRTS-FLX IJJA	CON	\$806,986	\$2,602,170	\$2,949,000	0.00
				Project Change	Y240	SURFAC TRNSP BLK GRTS-FLX IJJA	CON	\$391,353	\$2,602,170	\$2,949,000	0.00
								\$1,639,798			
		22469 Total									
ODOT	SA00448	22431	OR141/OR217 Curb Ramps	Project Change	Z240	SURFACE TRANSP BLOCK GRTS-FLEX	ROW	\$565,299	\$748,348	\$7,518,278	183,049.20
				Project Change	Z240	SURFACE TRANSP BLOCK GRTS-FLEX	N/A - ICAP	\$76,315	\$0	\$7,518,278	24,711.64
								\$641,614			
		22431 Total									
ODOT	S029034	22116	US8 Curb Ramps (Cornelius & Forest Grove) Project	Project Change	Z0E1	NATIONAL HIGHWAY PERF FAST EXT	ROW	(\$179,382)	\$309,802	\$2,226,371	0.00
		22116 Total						(\$179,382)			
ODOT	S100067	21710	US30: Troutdale (Sandy River) Bridge	Project Change	Y240	SURFAC TRNSP BLK GRTS-FLX IJJA	ROW	\$14,067	\$35,267	\$4,869,052	0.00
		21710 Total						\$14,067			
ODOT	S120003	21709	OR120: Columbia Slough Bridge (Portland)	Project Change	Z240	SURFACE TRANSP BLOCK GRTS-FLEX	PL	\$0	\$448,650	\$500,000	-448,650.00
				Project Change	Y908	HWY INFRA BRDG REPL -2022 APPN	PL	\$551,840	\$448,650	\$500,000	0.00
				Project Change	Z240	SURFACE TRANSP BLOCK GRTS-FLEX	N/A - ICAP	\$0	\$0	\$500,000	-49,351.50
				Project Change	Y908	HWY INFRA BRDG REPL -2022 APPN	N/A - ICAP	\$60,702	\$0	\$500,000	0.00
								\$612,542			
		21709 Total									
ODOT	S123024	21707	US30B: St Johns (Willamette River) Bridge	Project Change	Z240	SURFACE TRANSP BLOCK GRTS-FLEX	PE	(\$868,846)	\$1,471,587	\$13,036,401	0.00
				Project Change	Z240	SURFACE TRANSP BLOCK GRTS-FLEX	N/A - ICAP	(\$95,574)	\$0	\$13,036,401	0.00
		21707 Total						(\$964,420)			
ODOT	S001540	21602	I-5: Marquam Bridge - SW Terwilliger Blvd	Project Change	Z910	HIGHWAY INFRA OVER 200K POP	PE	\$1,236,172	\$2,081,364	\$9,242,638	0.00
				Project Change	Y001	NATIONAL HIGHWAY PERF IJJA	OTHER	\$474,011	\$535,821	\$9,242,638	0.00
				Project Change	Y001	NATIONAL HIGHWAY PERF IJJA	N/A - ICAP	\$63,991	\$0	\$9,242,638	0.00
				Project Change	Z910	HIGHWAY INFRA OVER 200K POP	N/A - ICAP	\$135,979	\$0	\$9,242,638	0.00
								\$1,910,153			
		21602 Total									

Table 3. 2023 FHWA Data by Lead Agency

Lead Agency	Federal Project Number	ODOT Key Number	Project Title	Project Action	Fund Code	Fund Code Description	Phase	FFY23 Obligation Amount	Federal Amount Programmed	Total Project Cost Estimate	FY Advance Construction
ODOT	S171051	21598	OR224: SE 17th Ave - SE Rusk Road	Project Change	Z001	NATIONAL HIGHWAY PERF FAST	ROW	\$17,946	\$245,860	\$2,796,734	0.00
				Project Change	Y001	NATIONAL HIGHWAY PERF IIJA	ROW	\$31,406	\$245,860	\$2,796,734	0.00
				Project Change	Z001	NATIONAL HIGHWAY PERF FAST	N/A - ICAP	\$2,423	\$0	\$2,796,734	0.00
				Project Change	Y001	NATIONAL HIGHWAY PERF IIJA	N/A - ICAP	\$4,240	\$0	\$2,796,734	0.00
				Project Change				\$56,014			
		21598 Total									
ODOT	5900312	21496	NE Airport Way Arterial Corridor Management	Project Change	Z44A	CONGESTION MGMT TECH DEPLOY	CON	(\$11,209)	\$890,000	\$1,200,000	0.00
				Project Change	Z44A	CONGESTION MGMT TECH DEPLOY	CON	(\$404)	\$890,000	\$1,200,000	0.00
		21496 Total						(\$11,612)			
ODOT	S171049	21495	OR212/224 Arterial Management	Project Change	Z44A	CONGESTION MGMT TECH DEPLOY	PE	\$8,310	\$300,000	\$2,800,000	0.00
		21495 Total						\$8,310			
ODOT	S026163	21315	Inner Powell Blvd Cost to Upgrade Study	Project Withdrawal	Z001	NATIONAL HIGHWAY PERF FAST	PL	\$0	\$1,794,600	\$2,000,000	-469,345.33
				Project Withdrawal	Z001	NATIONAL HIGHWAY PERF FAST	N/A - ICAP	\$0	\$0	\$2,000,000	-51,627.99
		21315 Total						\$0			
ODOT	SA00167	21255	US26/OR213 curb ramps	Project Change	Y001	NATIONAL HIGHWAY PERF IIJA	ROW	\$87,935	\$87,935	\$2,128,094	0.00
				Project Change	Y001	NATIONAL HIGHWAY PERF IIJA	N/A - ICAP	\$11,871	\$0	\$2,128,094	0.00
		21255 Total						\$99,807			
ODOT	S026130	21178	US26 (Powell Blvd): SE 99th Ave - East City Limits	Project Change	Y001	NATIONAL HIGHWAY PERF IIJA	UR	\$0	\$2,004,167	\$119,378,570	1,004,166.64
				Project Change	Y001	NATIONAL HIGHWAY PERF IIJA	PE	\$1,435,680	\$1,435,680	\$119,378,570	0.00
				Project Change	Y001	NATIONAL HIGHWAY PERF IIJA	OTHER	\$623,624	\$623,624	\$119,378,570	0.00
				Project Change	Y001	NATIONAL HIGHWAY PERF IIJA	N/A - ICAP	\$242,114	\$0	\$119,378,570	135,562.50
		21178 Total						\$2,301,417			

Table 3. 2023 FHWA Data by Lead Agency

Lead Agency	Federal Project Number	ODOT Key Number	Project Title	Project Action	Fund Code	Fund Code Description	Phase	FFY23 Obligation Amount	Federal Amount Programmed	Total Project Cost Estimate	FY Advance Construction
ODOT	S068031	21177	OR213 (82nd Ave): SE Foster Rd - SE Thompson Rd	Project Change	Z240	SURFACE TRANSP BLOCK GRTS-FLEX	UR	\$0	\$31,405	\$28,938,382	-822,106.26
				Project Change	L05E	NHS- NATL HIGHWAY SYS S-LU EXT	PE	\$5,249	\$4,766,255	\$28,938,382	0.00
				Project Change	Q050	NATL HIGHWAY SYS - TEA21	PE	\$56,060	\$4,766,255	\$28,938,382	0.00
				Project Change	Z240	SURFACE TRANSP BLOCK GRTS-FLEX	PE	\$61,311	\$4,766,255	\$28,938,382	0.00
				Project Change	Z910	HIGHWAY INFRA OVER 200K POP	PE	\$461,702	\$4,766,255	\$28,938,382	0.00
				Project Change	L05E	NHS- NATL HIGHWAY SYS S-LU EXT	N/A - ICAP	\$577	\$0	\$28,938,382	0.00
				Project Change	Q050	NATL HIGHWAY SYS - TEA21	N/A - ICAP	\$6,167	\$0	\$28,938,382	0.00
				Project Change	Z240	SURFACE TRANSP BLOCK GRTS-FLEX	N/A - ICAP	\$6,744	\$0	\$28,938,382	-90,431.69
				Project Change	Z910	HIGHWAY INFRA OVER 200K POP	N/A - ICAP	\$50,787	\$0	\$28,938,382	0.00
				Project Change	Y001	NATIONAL HIGHWAY PERF IIJA	N/A - ICAP	\$2,128,750	\$0	\$28,938,382	205,017.63
				Project Change	Y001	NATIONAL HIGHWAY PERF IIJA	CON	\$12,958,425	\$17,276,954	\$28,938,382	1,518,649.08
				Project Change	Y001	NATIONAL HIGHWAY PERF IIJA	CON	\$2,810,095	\$17,276,954	\$28,938,382	0.00
								\$18,545,868			
		21177 Total									
ODOT	S091101	20702	OR-99W SB Ramp to I-5 SB (Capital Highway Interchange)	Project Close	Z001	NATIONAL HIGHWAY PERF FAST	PE	(\$18,082)	\$311,812	\$347,500	0.00
		20702 Total						(\$18,082)			
ODOT	S123023	20522	US30BY at Bridge Ave East ramp	Project Change	Y030	REDISTRIB CERTAIN AUTH IIJA	PE	\$278,163	\$868,141	\$3,463,704	0.00
				Project Change	Y030	REDISTRIB CERTAIN AUTH IIJA	N/A - ICAP	\$30,598	\$0	\$3,463,704	0.00
		20522 Total						\$308,761			
ODOT	S064060	20508	I-205: Abernethy Bridge - SE 82nd DR	Project Close	Z001	NATIONAL HIGHWAY PERF FAST	N/A - ICAP	(\$18,390)	\$0	\$7,292,433	0.00
				Project Close	Z001	NATIONAL HIGHWAY PERF FAST	CON	\$5,692	\$5,978,099	\$7,292,433	0.00
				Project Close	Z001	NATIONAL HIGHWAY PERF FAST	CON	(\$172,873)	\$5,978,099	\$7,292,433	0.00
		20508 Total						(\$185,572)			
ODOT	S001522	20486	I-5 over 26th Avenue Bridge	Project Change	Y240	SURFAC TRNSP BLK GRTS-FLX IIJA	CON	(\$139,685)	\$26,793,259	\$34,351,001	0.00
				Project Change	Z03E	REDIST CERTAIN AUTH FAST EXT	CON	\$13,425	\$26,793,259	\$34,351,001	0.00
				Project Change	Z910	HIGHWAY INFRA OVER 200K POP	CON	\$236,475	\$26,793,259	\$34,351,001	0.00
				Project Change	Z919	HIGHWAY INFRA OVER 200K POP	CON	\$1,449,089	\$26,793,259	\$34,351,001	0.00
				Project Change	Y240	SURFAC TRNSP BLK GRTS-FLX IIJA	CON	\$139,685	\$26,793,259	\$34,351,001	0.00
								\$1,698,989			
		20486 Total									

Table 3. 2023 FHWA Data by Lead Agency

Lead Agency	Federal Project Number	ODOT Key Number	Project Title	Project Action	Fund Code	Fund Code Description	Phase	FFY23 Obligation Amount	Federal Amount Programmed	Total Project Cost Estimate	FY Advance Construction
ODOT	S001512	20484	SW Multnomah Blvd Over I-5	Project Close	Z240	SURFACE TRANSP BLOCK GRTS-FLEX	PE	\$0	\$470,096	\$523,900	-260,229.68
		20484 Total					\$0				
ODOT	SA00269	20451	OR8 at River Rd	Project Change	Z001	NATIONAL HIGHWAY PERF FAST	PE	(\$468,427)	\$1,037,216	\$2,349,463	0.00
		Project Change		ZS40	RAIL HWY CROSS HAZARD ELM FAST	PE	(\$55,996)	\$1,037,216	\$2,349,463	0.00	
							(\$524,424)				
		20451 Total									
ODOT	S091090	20435	OR99W: I-5 - Mc Donald St	Project Change	Z240	SURFACE TRANSP BLOCK GRTS-FLEX	N/A - ICAP	\$0	\$0	\$40,847,151	-328,962.93
				Project Change	Y240	SURFAC TRNSP BLK GRTS-FLX IIJA	N/A - ICAP	\$1,325,594	\$0	\$40,847,151	0.00
				Project Change	Z240	SURFACE TRANSP BLOCK GRTS-FLEX	CON	\$0	\$25,550,738	\$40,847,151	-2,436,762.40
				Project Change	Y240	SURFAC TRNSP BLK GRTS-FLX IIJA	CON	\$9,566,648	\$25,550,738	\$40,847,151	0.00
				Project Change	Y240	SURFAC TRNSP BLK GRTS-FLX IIJA	CON	\$252,565	\$25,550,738	\$40,847,151	0.00
								\$11,144,807			
		20435 Total									
ODOT	S001509	20430	I-5: MP 303.27 to MP 308.63	Project Close	ZS32	SEC 164 PENALTIES HSIP FAST	N/A - ICAP	(\$67,800)	\$0	\$7,799,500	0.00
		Project Close		ZS32	SEC 164 PENALTIES HSIP FAST	CON	(\$332,863)	\$6,413,000	\$7,799,500	0.00	
		Project Close		ZS32	SEC 164 PENALTIES HSIP FAST	CON	(\$283,501)	\$6,413,000	\$7,799,500	0.00	
		20430 Total					(\$684,164)				
ODOT	S002234	20410	I-84: I-205 - Marine Drive	Project Change	Y002	NATIONAL HWY PERF EXEMPT IIJA	PE	\$152,163	\$588,024	\$16,688,929	0.00
				Project Change	Y002	NATIONAL HWY PERF EXEMPT IIJA	N/A - ICAP	\$16,738	\$0	\$16,688,929	0.00
				Project Change	Y460	NATIONAL HWY FREIGHT PROG IIJA	N/A - ICAP	\$462,674	\$0	\$16,688,929	0.00
				Project Change	Y240	SURFAC TRNSP BLK GRTS-FLX IIJA	CON	(\$235,160)	\$14,765,618	\$16,688,929	0.00
				Project Change	Y460	NATIONAL HWY FREIGHT PROG IIJA	CON	\$3,427,213	\$14,765,618	\$16,688,929	0.00
				Project Change	Y240	SURFAC TRNSP BLK GRTS-FLX IIJA	CON	\$235,159	\$14,765,618	\$16,688,929	0.00
							\$4,058,786				
ODOT	5900302	20333	Seventies Neighborhood Greenway	Project Change	Y301	TRANS ALTERNATIVES >200K IIJA	CON	(\$13,684)	\$1,625,866	\$5,210,706	0.00
		Project Change		Y301	TRANS ALTERNATIVES >200K IIJA	CON	(\$148,793)	\$1,625,866	\$5,210,706	0.00	
							(\$162,477)				
		20333 Total									
ODOT	S092060	20208	US30: NW Kittridge Ave to NW Bridge Ave	Project Change	Z230	STBG-URBANIZED >200K FAST	PE	(\$271,153)	\$2,022,440	\$11,585,704	0.00
		Project Change		Z230	STBG-URBANIZED >200K FAST	N/A - ICAP	(\$29,828)	\$0	\$11,585,704	0.00	
		20208 Total					(\$300,980)				

Table 3. 2023 FHWA Data by Lead Agency

Lead Agency	Federal Project Number	ODOT Key Number	Project Title	Project Action	Fund Code	Fund Code Description	Phase	FFY23 Obligation Amount	Federal Amount Programmed	Total Project Cost Estimate	FY Advance Construction
ODOT	S064057	19786	I-205:Stafford Rd - OR99E	Project Change	Z0E1	NATIONAL HIGHWAY PERF FAST EXT	PE	\$0	\$15,769,620	\$47,500,000	-9,222.00
				Project Change	Z0E1	NATIONAL HIGHWAY PERF FAST EXT	N/A - ICAP	\$0	\$0	\$47,500,000	-1,014.42
		19786 Total						\$0			
ODOT	S171045	19719	OR212/224 Sunrise Corridor: 122nd Ave - 172nd Ave	Project Close	Z240	SURFACE TRANSP BLOCK GRTS-FLEX	ROW	\$0	\$0	\$3,400,000	-374,358.52
		19719 Total						\$0			
ODOT	S001482	19651	I-5: Interstate Br (NB) Trunnion Shaft Replacement Br #01377a. 50/50 Split WSDOT	Project Close	Z001	NATIONAL HIGHWAY PERF FAST	N/A - ICAP	(\$48,392)	\$0	\$16,445,764	-64,499.08
				Project Close	Z001	NATIONAL HIGHWAY PERF FAST	CON	(\$209,753)	\$6,213,447	\$16,445,764	-377,452.17
				Project Close	Z001	NATIONAL HIGHWAY PERF FAST	CON	(\$230,169)	\$6,213,447	\$16,445,764	-208,903.10
		19651 Total						(\$488,313)			
ODOT	S064053	19204	I-205: Pacific Hwy - Abernathy Bridge East Portland Freeway (Clackamas)	Project Close	Z001	NATIONAL HIGHWAY PERF FAST	N/A - ICAP	(\$42,906)	\$0	\$11,480,320	0.00
				Project Close	Z001	NATIONAL HIGHWAY PERF FAST	CON	(\$39,257)	\$9,826,280	\$11,480,320	0.00
				Project Close	Z001	NATIONAL HIGHWAY PERF FAST	CON	(\$350,793)	\$9,826,280	\$11,480,320	0.00
		19204 Total						(\$432,957)			
ODOT	S047113	19100	Regional Active Traffic Management (ATM) Project	Project Close	Z030	REDISTRIB CERTAIN AUTH FAST	OTHER	(\$53,980)	\$59,943	\$15,542,225	0.00
		19100 Total						(\$53,980)			
ODOT	S001483	19071	I-5 Rose Quarter Improvements Project	Project Change	Z001	NATIONAL HIGHWAY PERF FAST	PE	\$0	\$20,649,900	\$218,091,997	40,945,680.00
		19071 Total						\$0			
ODOT	S064052	18804	I-205: Johnson Creek to Glen Jackson Bridge-Pavement Preservation	Project Close	Z460	NATIONAL HWY FREIGHT PROGRAM	N/A - ICAP	(\$127,770)	\$0	\$35,058,986	0.00
				Project Close	LZ1E	EQ BONUS EXEMPT LIM S-LU EXT	CON	(\$112)	\$29,825,238	\$35,058,986	0.00
				Project Close	Z460	NATIONAL HWY FREIGHT PROGRAM	CON	\$1,050,685	\$29,825,238	\$35,058,986	0.00
				Project Close	Z460	NATIONAL HWY FREIGHT PROGRAM	CON	(\$2,212,228)	\$29,825,238	\$35,058,986	0.00
				Project Close	LZ1E	EQ BONUS EXEMPT LIM S-LU EXT	CON	\$112	\$29,825,238	\$35,058,986	0.00
		18804 Total						(\$1,289,314)			
ODOT	S029032	18794	OR8: SW 192nd Ave - SW 110th Ave	Project Change	ZS30	HIGHWAY SAFETY IMP PROG FAST	ROW	(\$6)	\$304,000	\$5,808,012	0.00
				Project Change	ZS30	HIGHWAY SAFETY IMP PROG FAST	PE	(\$25)	\$937,500	\$5,808,012	0.00
				Project Change	ZS30	HIGHWAY SAFETY IMP PROG FAST	N/A - ICAP	(\$4)	\$0	\$5,808,012	0.00
		18794 Total						(\$36)			
ODOT	S029029	18791	OR8 at OR219 and SE 44th - SE 45th Ave (Hillsboro)	Project Close	ZS32	SEC 164 PENALTIES HSIP FAST	N/A - ICAP	(\$1,348)	\$0	\$2,840,445	0.00
				Project Close	ZS32	SEC 164 PENALTIES HSIP FAST	CON	(\$39,957)	\$1,675,292	\$2,840,445	0.00
				Project Close	ZS32	SEC 164 PENALTIES HSIP FAST	CON	\$27,706	\$1,675,292	\$2,840,445	0.00
		18791 Total						(\$13,599)			
ODOT	S174013	18772	OR212: UPRR - US26	Project Change	Y001	NATIONAL HIGHWAY PERF IJJA	ROW	\$44,865	\$275,022	\$17,884,563	0.00
				Project Change	Y001	NATIONAL HIGHWAY PERF IJJA	N/A - ICAP	\$4,935	\$0	\$17,884,563	0.00
		18772 Total						\$49,800			
ODOT	S029027	18758	OR8: Canyon Rd Pedestrian Enhancements	Project Change	Y301	TRANS ALTERNATIVES >200K IJJA	PE	\$791,742	\$2,137,692	\$5,475,249	0.00
		18758 Total						\$791,742			

Table 3. 2023 FHWA Data by Lead Agency

Lead Agency	Federal Project Number	ODOT Key Number	Project Title	Project Action	Fund Code	Fund Code Description	Phase	FFY23 Obligation Amount	Federal Amount Programmed	Total Project Cost Estimate	FY Advance Construction
ODOT Total								\$52,567,453			
Port of Portland	C000047	17270	40 Mile Loop: Blue Lake - Sundial & Harlow Rd	Project Change	Y230	STBG-URBANIZED >200K IIJA	CON	\$454,317	\$2,746,600	\$5,197,404	0.00
				Project Change	M30E	TRANSP ALT PROG FLEX MAP21 EXT	CON	\$3,131	\$2,746,600	\$5,197,404	0.00
				Project Change	Z30E	TRANS ALTERN FLEX FAST EXT	CON	\$42,636	\$2,746,600	\$5,197,404	0.00
				Project Change	Z300	TRANSP ALTERNATIVES FLEX FAST	CON	\$44,897	\$2,746,600	\$5,197,404	0.00
				Project Change	Z23E	STBG-URBANIZED >200K FAST EXT	CON	\$86,905	\$2,746,600	\$5,197,404	0.00
				Project Change	Y230	STBG-URBANIZED >200K IIJA	CON	\$2,044,855	\$2,746,600	\$5,197,404	0.00
		17270 Total						\$2,676,740			
Port of Portland Total								\$2,676,740			
Portland	5900333	22531	Portland Traffic Signal Performance Measures Dev & Eval	New Project	Y230	STBG-URBANIZED >200K IIJA	OTHER	\$619,137	\$619,137	\$690,000	0.00
		22531 Total						\$619,137			
Portland	5900331	22530	Traffic Signal Improvements Holgate Blvd & 92nd Ave	New Project	Y230	STBG-URBANIZED >200K IIJA	OTHER	\$227,196	\$227,196	\$253,200	0.00
		22530 Total						\$227,196			
Portland	5900332	22448	Local Traffic Signal Controller Replacement	New Project	Y230	STBG-URBANIZED >200K IIJA	OTHER	\$840,435	\$840,435	\$936,627	0.00
		22448 Total						\$840,435			
Portland	5900309	21407	OR99W/SW Barbur Blvd area: Sidewalk Infill (Portland)	Project Change	Y230	STBG-URBANIZED >200K IIJA	CON	\$0	\$1,316,776	\$1,938,487	-284,510.31
				Project Change	Y301	TRANS ALTERNATIVES >200K IIJA	CON	\$286,333	\$1,316,776	\$1,938,487	0.00
				Project Change	Y230	STBG-URBANIZED >200K IIJA	CON	\$0	\$1,316,776	\$1,938,487	-864,373.11
				Project Change	Z230	STBG-URBANIZED >200K FAST	CON	\$103,313	\$1,316,776	\$1,938,487	0.00
				Project Change	M3E1	TAP URB AREA >200K MAP-21 EXT	CON	\$149,126	\$1,316,776	\$1,938,487	0.00
				Project Change	Z300	TRANSP ALTERNATIVES FLEX FAST	CON	\$198,887	\$1,316,776	\$1,938,487	0.00
				Project Change	Y301	TRANS ALTERNATIVES >200K IIJA	CON	\$463,687	\$1,316,776	\$1,938,487	0.00
		21407 Total						\$1,201,346			
Portland	5900305	20813	NE Halsey Street bike/ped/transit improvements	Project Change	Z23E	STBG-URBANIZED >200K FAST EXT	ROW	\$200,000	\$347,320	\$8,823,285	0.00
				Project Change	Y301	TRANS ALTERNATIVES >200K IIJA	PE	\$93,724	\$1,314,055	\$8,823,285	0.00
				Project Change	Y300	TRANSP ALTERNATIVES FLEX IIJA	PE	\$381,276	\$1,314,055	\$8,823,285	0.00
		20813 Total						\$675,000			
Portland	5900292	19297	East Portland Access to Employment and Education	Project Change	Y230	STBG-URBANIZED >200K IIJA	CON	\$86	\$3,737,420	\$11,688,129	0.00
		19297 Total						\$86			

Table 3. 2023 FHWA Data by Lead Agency

Lead Agency	Federal Project Number	ODOT Key Number	Project Title	Project Action	Fund Code	Fund Code Description	Phase	FFY23 Obligation Amount	Federal Amount Programmed	Total Project Cost Estimate	FY Advance Construction
Portland	5900313	18316	SW Barbur Blvd: SW Caruthers St - SW Capitol Hwy	Project Change	Z230	STBG-URBANIZED >200K FAST	CON	\$199,999	\$536,974	\$858,500	0.00
				Project Change	Y230	STBG-URBANIZED >200K IIJA	CON	\$214,440	\$536,974	\$858,500	0.00
				Project Change	Y230	STBG-URBANIZED >200K IIJA	CON	\$122,534	\$536,974	\$858,500	0.00
								\$536,974			
		18316 Total									
Portland	5900283	18308	N/NE Columbia Blvd Traffic/Transit Signal Upgrade	Project Change	Z230	STBG-URBANIZED >200K FAST	CON	\$9,287	\$844,269	\$1,225,900	0.00
		18308 Total						\$9,287			
Portland	5900293	13502	NE Columbia Blvd at MLK Jr Blvd	Project Close	Z230	STBG-URBANIZED >200K FAST	CON	(\$1,212)	\$1,000,804	\$3,859,260	0.00
				Project Close	Z230	STBG-URBANIZED >200K FAST	CON	(\$3,047)	\$1,000,804	\$3,859,260	0.00
		13502 Total						(\$4,259)			
Portland Total								\$4,105,202			
Tigard	7365014	19327	Fanno Crk Trail: Woodard Pk-Bonita Rd/85th Ave	Project Change	Y003	PROJ TO REDUCE PM 2.5 EMI IIJA	CON	\$1,345,896	\$3,738,329	\$11,299,954	0.00
				Project Change	Z40E	CONGESTION MITIGAT FAST EXT	CON	\$17,544	\$3,738,329	\$11,299,954	0.00
				Project Change	Z400	CONGESTION MITIGATION FAST	CON	\$35,281	\$3,738,329	\$11,299,954	0.00
				Project Change	Y003	PROJ TO REDUCE PM 2.5 EMI IIJA	CON	\$736,777	\$3,738,329	\$11,299,954	0.00
				Project Change	Y601	CARBON REDUCTN PROG >200K IIJA	CON	\$1,602,830	\$3,738,329	\$11,299,954	0.00
		19327 Total						\$3,738,329			
Tigard Total								\$3,738,329			
Tualatin Hills PRD	0000254	19357	Beaverton Creek Trail: Westside Trail-SW Hocken Ave	Project Change	M3E1	TAP URB AREA >200K MAP-21 EXT	PL	(\$127,149)	\$672,851	\$6,032,541	0.00
				Project Change	Y301	TRANS ALTERNATIVES >200K IIJA	PE	\$766,926	\$894,074	\$6,032,541	0.00
		19357 Total						\$639,777			
Tualatin Hills PRD Total								\$639,777			
Washington County	C067123	22140	US26 at Cornelius Pass Rd: Bike/Ped Crossing	Project Change	Y300	TRANSP ALTERNATIVES FLEX IIJA	PL	\$628,110	\$628,110	\$700,000	0.00
		22140 Total						\$628,110			
Washington County	C067125	22128	Aloha Access Improvements: SW 174th Ave - SW 187th Ave	New Project	Y301	TRANS ALTERNATIVES >200K IIJA	PL	\$684,867	\$684,867	\$6,114,432	0.00
								\$684,867			
Washington County Total								\$1,312,977			
						TOTAL 2023 FHWA AWARDS		\$70,913,484			

Table 4. 2023 FHWA Data by Federal Fund

Lead Agency	Federal Project Number	ODOT Key Number	Project Title	Project Action	Fund Code	Fund Type	Fund Code Description	Phase	FFY23 Obligation Amount	Federal Amount Programmed	Total Project Cost Estimate	FY Advance Construction
Tigard	7365014	19327	Fanno Crk Trail: Woodard Pk-Bonita Rd/85th Ave	Project Change	Y003	CMAQ-PM 2.5	PROJ TO REDUCE PM 2.5 EMI IJJA	CON	\$1,345,896	\$3,738,329	\$11,299,954	0.00
				Project Change	Y003	CMAQ-PM 2.5	PROJ TO REDUCE PM 2.5 EMI IJJA	CON	\$736,777	\$3,738,329	\$11,299,954	0.00
CMAQ-PM 2.5 Total						\$2,082,674						
ODOT	S171049	21495	OR212/224 Arterial Management	Project Change	Z44A	CMAQ-Tech	CONGESTION MGMT TECH DEPLOY	PE	\$8,310	\$300,000	\$2,800,000	0.00
				Project Change	Z44A	CMAQ-Tech	CONGESTION MGMT TECH DEPLOY	CON	-\$11,209	\$890,000	\$1,200,000	0.00
				Project Change	Z44A	CMAQ-Tech	CONGESTION MGMT TECH DEPLOY	CON	-\$404	\$890,000	\$1,200,000	0.00
CMAQ-Tech Total						-\$3,302						
Gresham	3125049	16986	NW Division Complete St - Phase 1: Wallula Ave-Birdsdale Ave	Project Change	Y400	CMAQ-Urban	CONGESTION MITIGATION IJJA	ROW	\$13,460	\$741,047	\$6,471,623	0.00
				Project Change	Y400	CMAQ-Urban	CONGESTION MITIGATION IJJA	PE	\$44,865	\$741,047	\$6,471,623	0.00
Tigard	7365014	19327	Fanno Crk Trail: Woodard Pk-Bonita Rd/85th Ave	Project Change	Z40E	CMAQ-Urban	CONGESTION MITIGAT FAST EXT	CON	\$17,544	\$3,738,329	\$11,299,954	0.00
				Project Change	Z400	CMAQ-Urban	CONGESTION MITIGATION FAST	CON	\$35,281	\$3,738,329	\$11,299,954	0.00
CMAQ-Urban Total						\$111,149						
Tigard	7365014	19327	Fanno Crk Trail: Woodard Pk-Bonita Rd/85th Ave	Project Change	Y601	CRP-Urban	CARBON REDUCTN PROG >200K IJJA	CON	\$1,602,830	\$3,738,329	\$11,299,954	0.00
CRP-Urban Total						\$1,602,830						
ODOT	S001522	20486	I-5 over 26th Avenue Bridge	Project Change	Z910	HIP	HIGHWAY INFRA OVER 200K POP	CON	\$236,475	\$26,793,259	\$34,351,001	0.00
				Project Change	Z919	HIP	HIGHWAY INFRA OVER 200K POP	CON	\$1,449,089	\$26,793,259	\$34,351,001	0.00
ODOT	S068031	21177	OR213 (82nd Ave): SE Foster Rd - SE Thompson Rd	Project Change	Z910	HIP	HIGHWAY INFRA OVER 200K POP	PE	\$461,702	\$4,766,255	\$28,938,382	0.00
				Project Change	Z910	HIP	HIGHWAY INFRA OVER 200K POP	N/A - ICAP	\$50,787	\$0	\$28,938,382	0.00
ODOT	S001540	21602	I-5: Marquam Bridge - SW Terwilliger Blvd	Project Change	Z910	HIP	HIGHWAY INFRA OVER 200K POP	PE	\$1,236,172	\$2,081,364	\$9,242,638	0.00
				Project Change	Z910	HIP	HIGHWAY INFRA OVER 200K POP	N/A - ICAP	\$135,979	\$0	\$9,242,638	0.00
ODOT	S081083	22469	US30BY Curb Ramps (Portland)	Project Change	Z919	HIP	HIGHWAY INFRA OVER 200K POP	N/A - ICAP	\$33,266	\$0	\$2,949,000	0.00
				Project Change	Z919	HIP	HIGHWAY INFRA OVER 200K POP	CON	\$246,417	\$2,602,170	\$2,949,000	0.00
HIP Total						\$3,849,887						
ODOT	S120003	21709	OR120: Columbia Slough Bridge (Portland)	Project Change	Y908	HIP-Bridge	HWY INFRA BRDG REPL -2022 APPN	PL	\$551,840	\$448,650	\$500,000	0.00
				Project Change	Y908	HIP-Bridge	HWY INFRA BRDG REPL -2022 APPN	N/A - ICAP	\$60,702	\$0	\$500,000	0.00
HIP-Bridge Total						\$612,542						

Table 4. 2023 FHWA Data by Federal Fund

Lead Agency	Federal Project Number	ODOT Key Number	Project Title	Project Action	Fund Code	Fund Type	Fund Code Description	Phase	FFY23 Obligation Amount	Federal Amount Programmed	Total Project Cost Estimate	FY Advance Construction
ODOT	S029037	22609	OR8: East Lane (Cornelius)	Project Change	Y928	HIP-Congressional	HIP COMMNTY PROJ CONG-DIRECTED	PE	\$190,228	\$190,800	\$1,003,009	0.00
				Project Change	Y928	HIP-Congressional	HIP COMMNTY PROJ CONG-DIRECTED	CON	\$225,164	\$709,200	\$1,003,009	0.00
				Project Change	Y928	HIP-Congressional	HIP COMMNTY PROJ CONG-DIRECTED	CON	\$576,004	\$709,200	\$1,003,009	0.00
ODOT	S141011	22647	OR141 (SW Hall Blvd): SW Spruce St - SW Hemlock St	New Project	Y926	HIP-Congressional	HIP COMMNTY PROJ CONG-DIR 2023	PE	\$942,165	\$942,165	\$3,566,254	0.00
HIP-Congressional Total									\$1,933,562			
ODOT	S064065	22738	I-205: from I-5 to the Glenn Jackson Bridge	New Project	Y130	HIP-NEVI	HIP NATL ELECTRIC VHCLE INFRA	PL	\$188,800	\$188,800	\$1,936,000	0.00
				New Project	Y130	HIP-NEVI	HIP NATL ELECTRIC VHCLE INFRA	N/A - ICAP	\$25,488	\$0	\$1,936,000	0.00
HIP-NEVI Total									\$214,288			
ODOT	S029032	18794	OR8: SW 192nd Ave - SW 110th Ave	Project Change	ZS30	HSIP	HIGHWAY SAFETY IMP PROG FAST	ROW	-\$6	\$304,000	\$5,808,012	0.00
				Project Change	ZS30	HSIP	HIGHWAY SAFETY IMP PROG FAST	PE	-\$25	\$937,500	\$5,808,012	0.00
				Project Change	ZS30	HSIP	HIGHWAY SAFETY IMP PROG FAST	N/A - ICAP	-\$4	\$0	\$5,808,012	0.00
HSIP Total									-\$36			
Metro	PR22101	20597	Portland Metropolitan Area Planning SFY22	Project Close	20MP	MPO Planning	FTA METROPOLITAN TRANSPORT	PL	-\$4,561	\$6,019,868	\$8,837,195	0.00
				Project Close	Z450	MPO Planning	METROPOLITAN PLANNING FAST	PL	-\$320,116	\$6,019,868	\$8,837,195	0.00
Metro	PR23101	22310	Portland Metropolitan Planning SFY23	Project Change	22MP	MPO Planning	FTA METROPOLITAN TRANSPO IIJA	PL	\$1,193,199	\$6,739,935	\$12,154,240	0.00
				Project Change	Y450	MPO Planning	METROPOLITAN PLANNING IIJA	PL	\$736,568	\$6,739,935	\$12,154,240	0.00
Metro	PR24101	22311	Portland Metro Area MPO	New Project	18MP	MPO Planning	FTA METROPOLITAN TRANSPORT	PL	\$37,175	\$6,347,800	\$11,014,508	0.00
				New Project	Z450	MPO Planning	METROPOLITAN PLANNING FAST	PL	\$320,116	\$6,347,800	\$11,014,508	0.00
				New Project	Z45E	MPO Planning	METROPOLITAN PLANNING FAST EXT	PL	\$84,330	\$6,347,800	\$11,014,508	0.00
				New Project	Y450	MPO Planning	METROPOLITAN PLANNING IIJA	PL	\$2,066,309	\$6,347,800	\$11,014,508	0.00
				New Project	Y410	MPO Planning	SAFE ACC TRNS OPT METR PL IIJA	PL	\$79,863	\$6,347,800	\$11,014,508	0.00
MPO Planning Total									\$4,192,883			
ODOT	S064052	18804	I-205: Johnson Creek to Glen Jackson Bridge-Pavement Preservation	Project Close	Z460	NHFP	NATIONAL HWY FREIGHT PROGRAM	N/A - ICAP	-\$127,770	\$0	\$35,058,986	0.00
				Project Close	Z460	NHFP	NATIONAL HWY FREIGHT PROGRAM	CON	\$1,050,685	\$29,825,238	\$35,058,986	0.00
				Project Close	Z460	NHFP	NATIONAL HWY FREIGHT PROGRAM	CON	-\$2,212,228	\$29,825,238	\$35,058,986	0.00
ODOT	S002234	20410	I-84: I-205 - Marine Drive	Project Change	Y460	NHFP	NATIONAL HWY FREIGHT PROG IIJA	N/A - ICAP	\$462,674	\$0	\$16,688,929	0.00
				Project Change	Y460	NHFP	NATIONAL HWY FREIGHT PROG IIJA	CON	\$3,427,213	\$14,765,618	\$16,688,929	0.00
NHFP Total									\$2,600,573			

Table 4. 2023 FHWA Data by Federal Fund

Lead Agency	Federal Project Number	ODOT Key Number	Project Title	Projec Action	Fund Code	Fund Type	Fund Code Description	Phase	FFY2 Obligatio Amoun	Federa Amoun Programme	Total Cost Estim	FY Advance Construction
ODOT	S174013	18772	OR212: UPRR - US26	Projec Chang	Y001	NHPP	NATIONAL HIGHWAY PERF IIJA	ROW	\$44,865	\$275,022	\$17,884,563	0.00
				Projec Chang	Y001	NHPP	NATIONAL HIGHWAY PERF IIJA	N/A - ICAP	\$4,935	\$0	\$17,884,563	0.00
ODOT	S001483	19071	I-5 Rose Quarter Improvements Project	Projec Chang	Z001	NHPP	NATIONAL HIGHWAY PERF FAST	PE	\$0	\$20,649,900	\$218,091,997	40,945,680.00
ODOT	S064053	19204	I-205: Pacific Hwy - Abernathy Bridge East Portland Freeway (Clackamas)	Project Close	Z001	NHPP	NATIONAL HIGHWAY PERF FAST	N/A - ICAP	-\$42,906	\$0	\$11,480,320	0.00
				Project Close	Z001	NHPP	NATIONAL HIGHWAY PERF FAST	CON	-\$39,257	\$9,826,280	\$11,480,320	0.00
				Project Close	Z001	NHPP	NATIONAL HIGHWAY PERF FAST	CON	-\$350,793	\$9,826,280	\$11,480,320	0.00
ODOT	S001482	19651	I-5: Interstate Br (NB) Trunnion Shaft Replacement Br #01377a. 50/50 Split WSDOT	Project Close	Z001	NHPP	NATIONAL HIGHWAY PERF FAST	N/A - ICAP	-\$48,392	\$0	\$16,445,764	-64,499.08
				Project Close	Z001	NHPP	NATIONAL HIGHWAY PERF FAST	CON	-\$209,753	\$6,213,447	\$16,445,764	-377,452.17
				Project Close	Z001	NHPP	NATIONAL HIGHWAY PERF FAST	CON	-\$230,169	\$6,213,447	\$16,445,764	-208,903.10
ODOT	S064057	19786	I-205:Stafford Rd - OR99E	Projec Chang	Z0E1	NHPP	NATIONAL HIGHWAY PERF FAST EXT	PE	\$0	\$15,769,620	\$47,500,000	-9,222.00
				Projec Chang	Z0E1	NHPP	NATIONAL HIGHWAY PERF FAST EXT	N/A - ICAP	\$0	\$0	\$47,500,000	-1,014.42
ODOT	SA00269	20451	OR8 at River Rd	Projec Chang	Z001	NHPP	NATIONAL HIGHWAY PERF FAST	PE	-\$468,427	\$1,037,216	\$2,349,463	0.00
ODOT	S064060	20508	I-205: Abernethy Bridge - SE 82nd DR	Project Close	Z001	NHPP	NATIONAL HIGHWAY PERF FAST	N/A - ICAP	-\$18,390	\$0	\$7,292,433	0.00
				Project Close	Z001	NHPP	NATIONAL HIGHWAY PERF FAST	CON	\$5,692	\$5,978,099	\$7,292,433	0.00
				Project Close	Z001	NHPP	NATIONAL HIGHWAY PERF FAST	CON	-\$172,873	\$5,978,099	\$7,292,433	0.00
ODOT	S091101	20702	OR-99W SB Ramp to I-5 SB (Capital Highway Interchange)	Project Close	Z001	NHPP	NATIONAL HIGHWAY PERF FAST	PE	-\$18,082	\$311,812	\$347,500	0.00
ODOT	S068031	21177	OR213 (82nd Ave): SE Foster Rd - SE Thompson Rd	Projec Chang	Y001	NHPP	NATIONAL HIGHWAY PERF IIJA	N/A - ICAP	\$2,128,750	\$0	\$28,938,382	205,017.63
				Projec Chang	Y001	NHPP	NATIONAL HIGHWAY PERF IIJA	CON	\$12,958,425	\$17,276,954	\$28,938,382	1,518,649.08
				Projec Chang	Y001	NHPP	NATIONAL HIGHWAY PERF IIJA	CON	\$2,810,095	\$17,276,954	\$28,938,382	0.00
ODOT	S026130	21178	US26 (Powell Blvd): SE 99th Ave - East City Limits	Projec Chang	Y001	NHPP	NATIONAL HIGHWAY PERF IIJA	UR	\$0	\$2,004,167	\$119,378,570	1,004,166.64
				Projec Chang	Y001	NHPP	NATIONAL HIGHWAY PERF IIJA	PE	\$1,435,680	\$1,435,680	\$119,378,570	0.00
				Projec Chang	Y001	NHPP	NATIONAL HIGHWAY PERF IIJA	OTHER	\$623,624	\$623,624	\$119,378,570	0.00
				Projec Chang	Y001	NHPP	NATIONAL HIGHWAY PERF IIJA	N/A - ICAP	\$242,114	\$0	\$119,378,570	135,562.50
ODOT	SA00167	21255	US26/OR213 curb ramps	Projec Chang	Y001	NHPP	NATIONAL HIGHWAY PERF IIJA	ROW	\$87,935	\$87,935	\$2,128,094	0.00
				Projec Chang	Y001	NHPP	NATIONAL HIGHWAY PERF IIJA	N/A - ICAP	\$11,871	\$0	\$2,128,094	0.00
ODOT	S026163	21315	Inner Powell Blvd Cost to Upgrade Study	Projec Withdrawal	Z001	NHPP	NATIONAL HIGHWAY PERF FAST	PL	\$0	\$1,794,600	\$2,000,000	-469,345.33
				Projec Withdrawal	Z001	NHPP	NATIONAL HIGHWAY PERF FAST	N/A - ICAP	\$0	\$0	\$2,000,000	-51,627.99

Table 4. 2023 FHWA Data by Federal Fund

Lead Agency	Federal Project Number	ODOT Key Number	Project Title	Project Action	Fund Code	Fund Type	Fund Code Description	Phase	FFY23 Obligation Amount	Federal Amount Programmed	Total Project Cost Estimate	FY Advance Construction
ODOT	S171051	21598	OR224: SE 17th Ave - SE Rusk Road	Project Change	Z001	NHPP	NATIONAL HIGHWAY PERF FAST	ROW	\$17,946	\$245,860	\$2,796,734	0.00
				Project Change	Y001	NHPP	NATIONAL HIGHWAY PERF IJJA	ROW	\$31,406	\$245,860	\$2,796,734	0.00
				Project Change	Z001	NHPP	NATIONAL HIGHWAY PERF FAST	N/A - ICAP	\$2,423	\$0	\$2,796,734	0.00
				Project Change	Y001	NHPP	NATIONAL HIGHWAY PERF IJJA	N/A - ICAP	\$4,240	\$0	\$2,796,734	0.00
ODOT	S001540	21602	I-5: Marquam Bridge - SW Terwilliger Blvd	Project Change	Y001	NHPP	NATIONAL HIGHWAY PERF IJJA	OTHER	\$474,011	\$535,821	\$9,242,638	0.00
				Project Change	Y001	NHPP	NATIONAL HIGHWAY PERF IJJA	N/A - ICAP	\$63,991	\$0	\$9,242,638	0.00
ODOT	S029034	22116	US8 Curb Ramps (Cornelius & Forest Grove) Project	Project Change	Z0E1	NHPP	NATIONAL HIGHWAY PERF FAST EXT	ROW	-\$179,382	\$309,802	\$2,226,371	0.00
ODOT	S061014	22603	I-405 Fremont Bridge (Willamette River) West Ramps	New Project	Y001	NHPP	NATIONAL HIGHWAY PERF IJJA	PE	\$11,846,442	\$10,437,394	\$11,759,000	0.00
NHPP Total									\$31,016,019			
ODOT	S002234	20410	I-84: I-205 - Marine Drive	Project Change	Y002	NHPP-Exempt	NATIONAL HWY PERF EXEMPT IJJA	PE	\$152,163	\$588,024	\$16,688,929	0.00
				Project Change	Y002	NHPP-Exempt	NATIONAL HWY PERF EXEMPT IJJA	N/A - ICAP	\$16,738	\$0	\$16,688,929	0.00
NHPP-Exempt Total									\$168,901			
ODOT	S068031	21177	OR213 (82nd Ave): SE Foster Rd - SE Thompson Rd	Project Change	Q050	NHS	NATL HIGHWAY SYS - TEA21	PE	\$56,060	\$4,766,255	\$28,938,382	0.00
				Project Change	L05E	NHS	NHS- NATL HIGHWAY SYS S-LU EXT	PE	\$5,249	\$4,766,255	\$28,938,382	0.00
				Project Change	Q050	NHS	NATL HIGHWAY SYS - TEA21	N/A - ICAP	\$6,167	\$0	\$28,938,382	0.00
				Project Change	L05E	NHS	NHS- NATL HIGHWAY SYS S-LU EXT	N/A - ICAP	\$577	\$0	\$28,938,382	0.00
NHS Total									\$68,053			
ODOT	SA00269	20451	OR8 at River Rd	Project Change	ZS40	Rail Hwy Cross	RAIL HWY CROSS HAZARD ELM FAST	PE	-\$55,996	\$1,037,216	\$2,349,463	0.00
Rail Hwy Cross Total									-\$55,996			
ODOT	S047113	19100	Regional Active Traffic Management (ATM) Project	Project Close	Z030	Redistribution	REDISTRIB CERTAIN AUTH FAST	OTHER	-\$53,980	\$59,943	\$15,542,225	0.00
Gresham	3125055	19120	SE 242nd/Hogan: NE Burnside - E Powell (Gresham)	Project Change	Z030	Redistribution	REDISTRIB CERTAIN AUTH FAST	ROW	-\$107,172	\$325,000	\$6,012,388	0.00
ODOT	S001522	20486	I-5 over 26th Avenue Bridge	Project Change	Z03E	Redistribution	REDIST CERTAIN AUTH FAST EXT	CON	\$13,425	\$26,793,259	\$34,351,001	0.00
ODOT	S123023	20522	US30BY at Bridge Ave East ramp	Project Change	Y030	Redistribution	REDISTRIB CERTAIN AUTH IJJA	PE	\$278,163	\$868,141	\$3,463,704	0.00
				Project Change	Y030	Redistribution	REDISTRIB CERTAIN AUTH IJJA	N/A - ICAP	\$30,598	\$0	\$3,463,704	0.00
Redistribution Total									\$161,034			

Table 4. 2023 FHWA Data by Federal Fund

Lead Agency	Federal Project Number	ODOT Key Number	Project Title	Project Action	Fund Code	Fund Type	Fund Code Description	Phase	FFY23 Obligation Amount	Federal Amount Programmed	Total Project Cost Estimate	FY Advance Construction
ODOT	S029029	18791	OR8 at OR219 and SE 44th - SE 45th Ave (Hillsboro)	Project Close	ZS32	Sec 164	SEC 164 PENALTIES HSIP FAST	N/A - ICAP	-\$1,348	\$0	\$2,840,445	0.00
				Project Close	ZS32	Sec 164	SEC 164 PENALTIES HSIP FAST	CON	-\$39,957	\$1,675,292	\$2,840,445	0.00
				Project Close	ZS32	Sec 164	SEC 164 PENALTIES HSIP FAST	CON	\$27,706	\$1,675,292	\$2,840,445	0.00
ODOT	S001509	20430	I-5: MP 303.27 to MP 308.63	Project Close	ZS32	Sec 164	SEC 164 PENALTIES HSIP FAST	N/A - ICAP	-\$67,800	\$0	\$7,799,500	0.00
				Project Close	ZS32	Sec 164	SEC 164 PENALTIES HSIP FAST	CON	-\$332,863	\$6,413,000	\$7,799,500	0.00
				Project Close	ZS32	Sec 164	SEC 164 PENALTIES HSIP FAST	CON	-\$283,501	\$6,413,000	\$7,799,500	0.00
Sec 164 Total									-\$697,763			
Multnomah County	C051100	17410	Broadway St: Willamette R(Broadway)Br Repair Bridge #06757	Project Close	Z240	STBG-State	SURFACE TRANSP BLOCK GRTS-FLEX	CON	-\$343,916	\$5,742,720	\$13,500,000	0.00
				Project Close	Z240	STBG-State	SURFACE TRANSP BLOCK GRTS-FLEX	CON	\$24,946	\$5,742,720	\$13,500,000	0.00
				Project Close	Z240	STBG-State	SURFACE TRANSP BLOCK GRTS-FLEX	CON	-\$1,265,153	\$22,442,685	\$31,778,796	0.00
				Project Close	Z240	STBG-State	SURFACE TRANSP BLOCK GRTS-FLEX	CON	-\$3,171,639	\$22,442,685	\$31,778,796	0.00
				Project Close	Z240	STBG-State	SURFACE TRANSP BLOCK GRTS-FLEX	CON	-\$287,189	\$22,442,685	\$31,778,796	0.00
ODOT	S171045	19719	OR212/224 Sunrise Corridor: 122nd Ave - 172nd Ave	Project Close	Z240	STBG-State	SURFACE TRANSP BLOCK GRTS-FLEX	ROW	\$0	\$0	\$3,400,000	-374,358.52
ODOT	S002234	20410	I-84: I-205 - Marine Drive	Project Change	Y240	STBG-State	SURFAC TRNSP BLK GRTS-FLX IJJA	CON	-\$235,160	\$14,765,618	\$16,688,929	0.00
				Project Change	Y240	STBG-State	SURFAC TRNSP BLK GRTS-FLX IJJA	CON	\$235,159	\$14,765,618	\$16,688,929	0.00
ODOT	S091090	20435	OR99W: I-5 - Mc Donald St	Project Change	Y240	STBG-State	SURFAC TRNSP BLK GRTS-FLX IJJA	N/A - ICAP	\$1,325,594	\$0	\$40,847,151	0.00
				Project Change	Z240	STBG-State	SURFACE TRANSP BLOCK GRTS-FLEX	N/A - ICAP	\$0	\$0	\$40,847,151	-328,962.93
				Project Change	Y240	STBG-State	SURFAC TRNSP BLK GRTS-FLX IJJA	CON	\$9,566,648	\$25,550,738	\$40,847,151	0.00
				Project Change	Y240	STBG-State	SURFAC TRNSP BLK GRTS-FLX IJJA	CON	\$252,565	\$25,550,738	\$40,847,151	0.00
				Project Change	Z240	STBG-State	SURFACE TRANSP BLOCK GRTS-FLEX	CON	\$0	\$25,550,738	\$40,847,151	-2,436,762.40
				Project Change								
ODOT	S001512	20484	SW Multnomah Blvd Over I-5	Project Close	Z240	STBG-State	SURFACE TRANSP BLOCK GRTS-FLEX	PE	\$0	\$470,096	\$523,900	-260,229.68
ODOT	S001522	20486	I-5 over 26th Avenue Bridge	Project Change	Y240	STBG-State	SURFAC TRNSP BLK GRTS-FLX IJJA	CON	-\$139,685	\$26,793,259	\$34,351,001	0.00
				Project Change	Y240	STBG-State	SURFAC TRNSP BLK GRTS-FLX IJJA	CON	\$139,685	\$26,793,259	\$34,351,001	0.00
Metro	PR22101	20597	Portland Metropolitan Area Planning SFY22	Project Close	Z240	STBG-State	SURFACE TRANSP BLOCK GRTS-FLEX	PL	\$0	\$6,019,868	\$8,837,195	-566,789.51
ODOT	S068031	21177	OR213 (82nd Ave): SE Foster Rd - SE Thompson Rd	Project Change	Z240	STBG-State	SURFACE TRANSP BLOCK GRTS-FLEX	UR	\$0	\$31,405	\$28,938,382	-822,106.26
				Project Change	Z240	STBG-State	SURFACE TRANSP BLOCK GRTS-FLEX	PE	\$61,311	\$4,766,255	\$28,938,382	0.00
				Project Change	Z240	STBG-State	SURFACE TRANSP BLOCK GRTS-FLEX	N/A - ICAP	\$6,744	\$0	\$28,938,382	-90,431.69

Table 4. 2023 FHWA Data by Federal Fund

Lead Agency	Federal Project Number	ODOT Key Number	Project Title	Project Action	Fund Code	Fund Type	Fund Code Description	Phase	FFY23 Obligation Amount	Federal Amount Programmed	Total Project Cost Estimate	FY Advance Construction	
ODOT	S123024	21707	US30B: St Johns (Willamette River) Bridge	Project Change	Z240	STBG-State	SURFACE TRANSP BLOCK GRTS-FLEX	PE	-\$868,846	\$1,471,587	\$13,036,401	0.00	
				Project Change	Z240	STBG-State	SURFACE TRANSP BLOCK GRTS-FLEX	N/A - ICAP	-\$95,574	\$0	\$13,036,401	0.00	
ODOT	S120003	21709	OR120: Columbia Slough Bridge (Portland)	Project Change	Z240	STBG-State	SURFACE TRANSP BLOCK GRTS-FLEX	PL	\$0	\$448,650	\$500,000	-448,650.00	
				Project Change	Z240	STBG-State	SURFACE TRANSP BLOCK GRTS-FLEX	N/A - ICAP	\$0	\$0	\$500,000	-49,351.50	
ODOT	S100067	21710	US30: Troutdale (Sandy River) Bridge	Project Change	Y240	STBG-State	SURFAC TRNSP BLK GRTS-FLX IJJA	ROW	\$14,067	\$35,267	\$4,869,052	0.00	
Metro	PR23101	22310	Portland Metropolitan Planning SFY23	Project Change	Y240	STBG-State	SURFAC TRNSP BLK GRTS-FLX IJJA	PL	\$201,893	\$6,739,935	\$12,154,240	-1,051,566.03	
				New Project	Y240	STBG-State	SURFAC TRNSP BLK GRTS-FLX IJJA	PL	\$201,893	\$6,347,800	\$11,014,508	1,314,979.46	
ODOT	SA00448	22431	OR141/OR217 Curb Ramps	Project Change	Z240	STBG-State	SURFACE TRANSP BLOCK GRTS-FLEX	ROW	\$565,299	\$748,348	\$7,518,278	183,049.20	
				Project Change	Z240	STBG-State	SURFACE TRANSP BLOCK GRTS-FLEX	N/A - ICAP	\$76,315	\$0	\$7,518,278	24,711.64	
ODOT	S081083	22469	US30BY Curb Ramps (Portland)	Project Change	Y240	STBG-State	SURFAC TRNSP BLK GRTS-FLX IJJA	N/A - ICAP	\$161,776	\$0	\$2,949,000	0.00	
				Project Change	Y240	STBG-State	SURFAC TRNSP BLK GRTS-FLX IJJA	CON	\$806,986	\$2,602,170	\$2,949,000	0.00	
				Project Change	Y240	STBG-State	SURFAC TRNSP BLK GRTS-FLX IJJA	CON	\$391,353	\$2,602,170	\$2,949,000	0.00	
STBG-State Total													\$7,625,071
Portland	5900293	13502	NE Columbia Blvd at MLK Jr Blvd	Project Close	Z230	STBG-Urban	STBG-URBANIZED >200K FAST	CON	-\$1,212	\$1,000,804	\$3,859,260	0.00	
				Project Close	Z230	STBG-Urban	STBG-URBANIZED >200K FAST	CON	-\$3,047	\$1,000,804	\$3,859,260	0.00	
Port of Portland	C000047	17270	40 Mile Loop: Blue Lake - Sundial & Harlow Rd	Project Change	Z23E	STBG-Urban	STBG-URBANIZED >200K FAST EXT	CON	\$86,905	\$2,746,600	\$5,197,404	0.00	
				Project Change	Y230	STBG-Urban	STBG-URBANIZED >200K IJJA	CON	\$454,317	\$2,746,600	\$5,197,404	0.00	
				Project Change	Y230	STBG-Urban	STBG-URBANIZED >200K IJJA	CON	\$2,044,855	\$2,746,600	\$5,197,404	0.00	
Multnomah County	C051103	18020	Sandy Blvd: 230th Ave - 238th Dr (Wood Village)	Project Close	Z230	STBG-Urban	STBG-URBANIZED >200K FAST	CON	\$268,588	\$501,297	\$2,467,721	0.00	
				Project Close	Z230	STBG-Urban	STBG-URBANIZED >200K FAST	CON	-\$286,632	\$501,297	\$2,467,721	0.00	
Portland	5900283	18308	N/NE Columbia Blvd Traffic/Transit Signal Upgrade	Project Change	Z230	STBG-Urban	STBG-URBANIZED >200K FAST	CON	\$9,287	\$844,269	\$1,225,900	0.00	
Portland	5900313	18316	SW Barbur Blvd: SW Caruthers St - SW Capitol Hwy	Project Change	Z230	STBG-Urban	STBG-URBANIZED >200K FAST	CON	\$199,999	\$536,974	\$858,500	0.00	
				Project Change	Y230	STBG-Urban	STBG-URBANIZED >200K IJJA	CON	\$214,440	\$536,974	\$858,500	0.00	
				Project Change	Y230	STBG-Urban	STBG-URBANIZED >200K IJJA	CON	\$122,534	\$536,974	\$858,500	0.00	
Gresham	3125055	19120	SE 242nd/Hogan: NE Burnside - E Powell (Gresham)	Project Change	Y236	STBG-Urban	STBG 50-200K POP IJJA	CON	\$107,172	\$1,025,001	\$6,012,388	0.00	

Table 4. 2023 FHWA Data by Federal Fund

Lead Agency	Federal Project Number	ODOT Key Number	Project Title	Project Action	Fund Code	Fund Type	Fund Code Description	Phase	FFY23 Obligation Amount	Federal Amount Programmed	Total Project Cost Estimate	FY Advance Construction
Clackamas County	C005103	19276	Jennings Ave: OR99E to Oatfield Rd	Project Change	Y230	STBG-Urban	STBG-URBANIZED >200K IJJA	PE	\$206,379	\$1,077,967	\$6,183,391	0.00
				Project Change	Y230	STBG-Urban	STBG-URBANIZED >200K IJJA	CON	\$540,758	\$2,908,908	\$6,183,391	0.00
				Project Change	Y230	STBG-Urban	STBG-URBANIZED >200K IJJA	CON	\$1,109,260	\$2,908,908	\$6,183,391	0.00
Portland	5900292	19297	East Portland Access to Employment and Education	Project Change	Y230	STBG-Urban	STBG-URBANIZED >200K IJJA	CON	\$86	\$3,737,420	\$11,688,129	0.00
ODOT	S092060	20208	US30: NW Kittridge Ave to NW Bridge Ave	Project Change	Z230	STBG-Urban	STBG-URBANIZED >200K FAST	PE	-\$271,153	\$2,022,440	\$11,585,704	0.00
				Project Change	Z230	STBG-Urban	STBG-URBANIZED >200K FAST	N/A - ICAP	-\$29,828	\$0	\$11,585,704	0.00
Metro	PR22101	20597	Portland Metropolitan Area Planning SFY22	Project Close	Z23E	STBG-Urban	STBG-URBANIZED >200K FAST EXT	PL	-\$286,904	\$6,019,868	\$8,837,195	0.00
Portland	5900305	20813	NE Halsey Street bike/ped/transit improvements	Project Change	Z23E	STBG-Urban	STBG-URBANIZED >200K FAST EXT	ROW	\$200,000	\$347,320	\$8,823,285	0.00
Portland	5900309	21407	OR99W/SW Barbur Blvd area: Sidewalk Infill (Portland)	Project Change	Z230	STBG-Urban	STBG-URBANIZED >200K FAST	CON	\$103,313	\$1,316,776	\$1,938,487	0.00
				Project Change	Y230	STBG-Urban	STBG-URBANIZED >200K IJJA	CON	\$0	\$1,316,776	\$1,938,487	-284,510.31
				Project Change	Y230	STBG-Urban	STBG-URBANIZED >200K IJJA	CON	\$0	\$1,316,776	\$1,938,487	-864,373.11
Multnomah County	C051119	21884	Morrison St: Morrison (Willamette River) Bridge (Portland)	New Project	Y230	STBG-Urban	STBG-URBANIZED >200K IJJA	PE	\$1,604,929	\$1,604,929	\$9,007,529	0.00
Clackamas County	C005121	22129	Clackamas County Regional Freight ITS - Phase 2B	New Project	Y230	STBG-Urban	STBG-URBANIZED >200K IJJA	PE	\$200,000	\$200,000	\$1,159,428	0.00
Metro	5900316	22298	Multimodal Transportation Data Archive (PORTAL)	Project Change	Z230	STBG-Urban	STBG-URBANIZED >200K FAST	OTHER	\$6,426	\$600,000	\$668,673	0.00
Metro	PR23101	22310	Portland Metropolitan Planning SFY23	Project Change	Y230	STBG-Urban	STBG-URBANIZED >200K IJJA	PL	-\$61,950	\$6,739,935	\$12,154,240	0.00
Metro	PR24101	22311	Portland Metro Area MPO	New Project	Y230	STBG-Urban	STBG-URBANIZED >200K IJJA	PL	\$2,243,134	\$6,347,800	\$11,014,508	0.00
Portland	5900332	22448	Local Traffic Signal Controller Replacement	New Project	Y230	STBG-Urban	STBG-URBANIZED >200K IJJA	OTHER	\$840,435	\$840,435	\$936,627	0.00
Portland	5900331	22530	Traffic Signal Improvements Holgate Blvd & 92nd Ave	New Project	Y230	STBG-Urban	STBG-URBANIZED >200K IJJA	OTHER	\$227,196	\$227,196	\$253,200	0.00
Portland	5900333	22531	Portland Traffic Signal Performance Measures Dev & Eval	New Project	Y230	STBG-Urban	STBG-URBANIZED >200K IJJA	OTHER	\$619,137	\$619,137	\$690,000	0.00
STBG-Urban Total									\$10,468,426			
Port of Portland	C000047	17270	40 Mile Loop: Blue Lake - Sundial & Harlow Rd	Project Change	Z30E	TA/TAP-State	TRANS ALTERN FLEX FAST EXT	CON	\$42,636	\$2,746,600	\$5,197,404	0.00
				Project Change	M30E	TA/TAP-State	TRANSP ALT PROG FLEX MAP21 EXT	CON	\$3,131	\$2,746,600	\$5,197,404	0.00
				Project Change	Z300	TA/TAP-State	TRANSP ALTERNATIVES FLEX FAST	CON	\$44,897	\$2,746,600	\$5,197,404	0.00

Table 4. 2023 FHWA Data by Federal Fund

Lead Agency	Federal Project Number	ODOT Key Number	Project Title	Project Action	Fund Code	Fund Type	Fund Code Description	Phase	FFY23 Obligation Amount	Federal Amount Programmed	Total Project Cost Estimate	FY Advance Construction
Portland	5900305	20813	NE Halsey Street bike/ped/transit improvements	Project Change	Y300	TA/TAP-State	TRANSP ALTERNATIVES FLEX IJJA	PE	\$381,276	\$1,314,055	\$8,823,285	0.00
Portland	5900309	21407	OR99W/SW Barbur Blvd area: Sidewalk Infill (Portland)	Project Change	Z300	TA/TAP-State	TRANSP ALTERNATIVES FLEX FAST	CON	\$198,887	\$1,316,776	\$1,938,487	0.00
Washington County	C067123	22140	US26 at Cornelius Pass Rd: Bike/Ped Crossing	Project Change	Y300	TA/TAP-State	TRANSP ALTERNATIVES FLEX IJJA	PL	\$628,110	\$628,110	\$700,000	0.00
TA/TAP-State Total									\$1,298,936			
ODOT	S029027	18758	OR8: Canyon Rd Pedestrian Enhancements	Project Change	Y301	TA/TAP-Urban	TRANS ALTERNATIVES >200K IJJA	PE	\$791,742	\$2,137,692	\$5,475,249	0.00
Metro	0000255	18832	Willamette Greenway Trail: Columbia Blvd Bridge	Project Change	Y301	TA/TAP-Urban	TRANS ALTERNATIVES >200K IJJA	PE	\$866,102	\$1,332,698	\$8,600,941	0.00
Happy Valley	3205007	19280	SE 129th Avenue - Bike Lane and Sidewalk Project	Project Change	M3E1	TA/TAP-Urban	TAP URB AREA >200K MAP-21 EXT	ROW	-\$149,126	\$245,089	\$4,476,467	0.00
Tualatin Hills PRD	0000254	19357	Beaverton Creek Trail: Westside Trail-SW Hocken Ave	Project Change	M3E1	TA/TAP-Urban	TAP URB AREA >200K MAP-21 EXT	PL	-\$127,149	\$672,851	\$6,032,541	0.00
				Project Change	Y301	TA/TAP-Urban	TRANS ALTERNATIVES >200K IJJA	PE	\$766,926	\$894,074	\$6,032,541	0.00
ODOT	5900302	20333	Seventies Neighborhood Greenway	Project Change	Y301	TA/TAP-Urban	TRANS ALTERNATIVES >200K IJJA	CON	-\$13,684	\$1,625,866	\$5,210,706	0.00
				Project Change	Y301	TA/TAP-Urban	TRANS ALTERNATIVES >200K IJJA	CON	-\$148,793	\$1,625,866	\$5,210,706	0.00
Portland	5900305	20813	NE Halsey Street bike/ped/transit improvements	Project Change	Y301	TA/TAP-Urban	TRANS ALTERNATIVES >200K IJJA	PE	\$93,724	\$1,314,055	\$8,823,285	0.00
Portland	5900309	21407	OR99W/SW Barbur Blvd area: Sidewalk Infill (Portland)	Project Change	M3E1	TA/TAP-Urban	TAP URB AREA >200K MAP-21 EXT	CON	\$149,126	\$1,316,776	\$1,938,487	0.00
				Project Change	Y301	TA/TAP-Urban	TRANS ALTERNATIVES >200K IJJA	CON	\$286,333	\$1,316,776	\$1,938,487	0.00
				Project Change	Y301	TA/TAP-Urban	TRANS ALTERNATIVES >200K IJJA	CON	\$463,687	\$1,316,776	\$1,938,487	0.00
Washington County	C067125	22128	Aloha Access Improvements: SW 174th Ave - SW 187th Ave	New Project	Y301	TA/TAP-Urban	TRANS ALTERNATIVES >200K IJJA	PL	\$684,867	\$684,867	\$6,114,432	0.00
TA/TAP-Urban Total									\$3,663,755			
TOTAL 2023 FHWA AWARDS									\$70,913,484			

Table 5. 2023 FTA Awards

Lead Agency	FTA Grant No.	ODOT Key No.	Project Name	FTA/FHWA Fund Code	FFY23 Obligation Amount	Federal Amount Programmed	Total Project Cost Estimate
Metro	OR-2023-004-00	20879	FY 2022 - Regional Travel Options Program	Flex Funds Transfer (STBG-U)	\$3,656,869	\$3,656,869	\$4,075,414
Metro	OR-2023-004-00	20880	FY 2021 - Regional Travel Options Program	Flex Funds Transfer (STBG-U)	\$1,617,987	\$1,617,987	\$1,803,173
Metro	OR-2023-026-00	22160	FY 2022 - Safe Routes to School Program	Flex Funds Transfer (STBG-U)	\$530,450	\$530,450	\$591,162
Metro	OR-2023-003-00	22527	TV Highway Corridor Project - Flex Funds Transfer STBG	Flex Funds Transfer (STBG-U)	\$690,918	\$690,918	\$769,997
SMART	OR-2023-002	20870	FY2020 & 2021 Section 5339 (a) & FY2020 Section 5307 for CNG Buses & Preventive Maintenance	FY2020 and FY 2021/ 5339	\$53,644	\$53,644	\$67,055
SMART	OR-2023-002	20871	FY2020 & 2021 Section 5339 (a) & FY2020 Section 5307 for CNG Buses & Preventive Maintenance	FY2020 and FY 2021/ 5339	\$50,800	\$50,800	\$63,500
SMART	OR-2023-002	20873	FY2020 & 2021 Section 5339 (a) & FY2020 Section 5307 for CNG Buses & Preventive Maintenance	FY2020/5307	\$417,404	\$417,404	\$521,755
SMART	OR-2023-017	N/A	CRRSAA - FY 2021 Section 5310 - Operations for Seniors and People with Disabilities for Smart Transit	FY2021/ 5310 CRRSAA	\$3,173	\$0	\$3,173
SMART	OR-2023-018	N/A	ARP Act - FY 2021 Section 5310 - Operations for Seniors and People with Disabilities for Smart Transit	FY2021/ 5310 ARPA	\$3,173	\$0	\$3,173
TriMet	OR-2023-009-00	22363	FY 2021 STBG Funds Transferred to Section 5307 for Replacement Bus Purchases	FHWA Transfer to 5307 Urbanized Area Formula Grants	1,564,939	\$1,564,939	\$1,744,053
TriMet	OR-2023-010-00	20820	FY 2021 Section 5339(a) Formula Funds - TriMet Bus Replacement Purchase	5339 – Buses and Bus Facilities Formula	3,175,652	\$3,175,652	\$3,969,565
TriMet	OR-2023-011-00	22174	FY2022 Section 5339(a) Formula Replacement Bus Purchase	5339 – Buses and Bus Facilities Formula	\$3,048,873	\$3,048,873	\$3,811,091
TriMet	OR-2023-012-00	NA	FY 2022 Pilot Program TOD for Eastside Park & Ride TOD Transition Project	TOD Planning Pilot Program (20005b)	\$315,000	\$0	\$422,124
TriMet	OR-2023-013-00	22149	FY 2023 STBG Transferred to 5307 – Debt Service Payments (BIL Funds)	FHWA Transfer to 5307 Urbanized Area Formula Grants	\$10,830,000	\$10,830,000	\$12,069,542
TriMet	OR-2023-013-00	22149	FY 2023 CMAQ Transferred to 5307 – Debt Service Payments (BIL Funds)	FHWA Transfer to 5307 Urbanized Area Formula Grants	\$10,999,999	\$11,000,000	\$12,258,998
TriMet	OR-2023-014-00	22666	FY 2022 Community Project Funding for Willamette Shore Line Rail & Trestle Repair	Community Project Funding	\$600,000	\$600,000	\$720,000
TriMet	OR-2023-022-00	22164	FY 2023 STBG Transferred to Section 5307 - Rail Preventive Maintenance Program	FHWA Transfer to 5307 Urbanized Area Formula Grants	\$3,600,373	\$3,600,373	\$4,012,452
TriMet	OR-2023-037-00	22181	FY2023 Section 5337 SGR HIFG Formula Funds TriMet Rail Preventive Maintenance Program	5337 - State of Good Repair Grants	\$39,823,284	\$39,847,900	\$49,779,105
TriMet	OR-2023-045-00	23475	FY 2023 Community Project Funding for TriMet’s Oregon City Transit Center Redesign Project	Community Project Funding	\$562,115	\$569,796	\$950,000
TOTAL 2023 FTA AWARDS					\$81,544,653		

Table 6. 2023 Advance Construction

Lead Agency	Federal Project Number	ODOT Key Number	Project Title	Project Action	Fund Code	Fund Type	Anticipated Federal Fund Code	Phase	FY Advance Construction
Metro	PR24101	22311	Portland Metro Area MPO	New Project	Y240	STBG-State	SURFAC TRNSP BLK GRTS-FLX IIJA	PL	\$1,314,979
ODOT	S001483	19071	I-5 Rose Quarter Improvements Project	Project Change	Z001	NHPP	NATIONAL HIGHWAY PERF FAST	PE	\$40,945,680
ODOT	S068031	21177	OR213 (82nd Ave): SE Foster Rd - SE Thompson Rd	Project Change	Y001	NHPP	NATIONAL HIGHWAY PERF IIJA	N/A - ICAP	\$205,018
ODOT	S068031	21177	OR213 (82nd Ave): SE Foster Rd - SE Thompson Rd	Project Change	Y001	NHPP	NATIONAL HIGHWAY PERF IIJA	CON	\$1,518,649
ODOT	S026130	21178	US26 (Powell Blvd): SE 99th Ave - East City Limits	Project Change	Y001	NHPP	NATIONAL HIGHWAY PERF IIJA	N/A - ICAP	\$135,563
ODOT	S026130	21178	US26 (Powell Blvd): SE 99th Ave - East City Limits	Project Change	Y001	NHPP	NATIONAL HIGHWAY PERF IIJA	UR	\$1,004,167
ODOT	SA00448	22431	OR141/OR217 Curb Ramps	Project Change	Z240	STBG-State	SURFACE TRANSP BLOCK GRTS-FLEX	N/A - ICAP	\$24,712
ODOT	SA00448	22431	OR141/OR217 Curb Ramps	Project Change	Z240	STBG-State	SURFACE TRANSP BLOCK GRTS-FLEX	ROW	\$183,049
							FY 2023 ADVANCE CONSTRUCTION		\$45,331,816

LIST OF ACRONYMS

3R – Resurfacing, Restoration and Rehabilitation project
AC – Advance Construction
ADA – Americans with Disabilities Act
BY – Bypass
CMAQ – Congestion Mitigation Air Quality (fund)
E&D – Elderly and Individuals with Disabilities
EQ/EQ Bonus – Equity Bonus (fund)
FAST/FAST Act - Fixing America's Surface Transportation Act (authorization bill for 2016-2020)
FFO – Full Federal Oversight (Oregon Department of Transportation project designation)
FHWA – Federal Highway Administration
FTA – Federal Transit Administration
FY/FFY – Federal Fiscal Year (October 1 thru September 30)
HSIP – Highway Safety Improvement Program (fund)
ICAP – Indirect Cost Allocation Plan: Funds allocated to recoup overhead costs as approved by FHWA
IGA – Intergovernmental Agreement
IM – Interstate Maintenance
ITS – Intelligent Transportation System
MAP-21 – Moving Ahead for Progress in the 21st Century (authorization bill for 2012-2015)
MTIP – Metropolitan Transportation Improvement Program
MP – Mile Point
NB – North Bound
NHFP – National Highway Freight Program (fund)
NHPP – National Highway Performance Program (fund)
NHS – National Highway System (fund)
ODOT – Oregon Department of Transportation
PL – Metropolitan Planning (fund)
PRD – Parks and Recreation District
RF – Rapid Flashing
RTO – Regional Travel Options (regional program)
RTP – Regional Transportation Plan (long-range plan)
SB – South Bound
SFY – State Fiscal Year (July 1 thru June 30)
S-LU/SAFETEA-LU - Safe, Accountable, Flexible, Efficient Transportation Equity Act: A Legacy for Users (authorization bill for 2005-2009 with extensions thru 2011)
SMART – South Metro Area Regional Transit
SRTS – Safe Routes to School Program (fund)
STBG – Surface Transportation Block Grant (fund)
STP – Surface Transportation Program (fund)
TA/TAP – Transportation Alternatives Program (fund)
TIFIA - Transportation Infrastructure Finance and Innovation Act (finance program for projects of regional and national significance)
TIGER - Transportation Investment Generating Economic Recovery (discretionary grant program)
TOD – Transit Oriented Development (regional program)
TRIMET – Tri-County Metropolitan Transportation District
TSMO – Transportation System Management & Operations
UPWP – Unified Planning Work Program **UR** - Utilities Relocation

This page left blank intentionally

If you picnic at Blue Lake or take your kids to the Oregon Zoo, enjoy symphonies at the Schnitz or auto shows at the convention center, put out your trash or drive your car – we’ve already crossed paths.

So, hello. We’re Metro – nice to meet you.

In a metropolitan area as big as Portland, we can do a lot of things better together. Join us to help the region prepare for a happy, healthy future.

Stay in touch with news, stories and things to do.

oregonmetro.gov/news

Follow oregonmetro



Metro Council President

Lynn Peterson

Metro Councilors

Ashton Simpson, District 1

Christine Lewis, District 2

Gerritt Rosenthal, District 3

Juan Carlos González District 4

Mary Nolan, District 5

Duncan Hwang, District 6

Auditor

Brian Evans

600 NE Grand Ave.

Portland, OR 97232-2736

503-797-1700