



# Annual Report

## FY21-22

Solid Waste Community  
Enhancement Program

May 2023



If you picnic at Blue Lake or take your kids to the Oregon Zoo, enjoy symphonies at the Schnitz or auto shows at the convention center, put out your trash or drive your car – we’ve already crossed paths.

**So, hello. We’re Metro – nice to meet you.**

In a metropolitan area as big as Portland, we can do a lot of things better together. Join us to help the region prepare for a happy, healthy future.

**Stay in touch with news, stories and things to do.**

[oregonmetro.gov/news](http://oregonmetro.gov/news)

**Follow oregonmetro**



**Metro Council President**

Lynn Peterson

**Metro Councilors**

Ashton Simpson, District 1

Christine Lewis, District 2

Gerritt Rosenthal, District 3

Juan Carlos Gonzalez, District 4

Mary Nolan, District 5

Duncan Hwang, District 6

**Auditor**

Brian Evans

600 NE Grand Ave  
Portland, OR 97232-2736  
503-797-1700

## **TABLE OF CONTENTS**

<b>Program Overview .....</b>	<b>1</b>
<b>Summary of Revenue and Grants.....</b>	<b>5</b>
<b>Community Enhancement Fee Revenue by Facility.....</b>	<b>6</b>
<b>Grants Awarded by Organization Type .....</b>	<b>7</b>
<b>Grants Program Expenditures .....</b>	<b>8</b>
<b>Grantees and Projects Funded by Local Host.....</b>	<b>9</b>
<b>Program Contacts by Jurisdiction.....</b>	<b>14</b>

## **Program Overview**

The Solid Waste Community Enhancement Program provides grants to improve economic opportunities, neighborhood livability, public safety, and more in areas near the region's garbage transfer and reload facilities. The purpose of the program is to enhance the area around eligible solid waste facilities in the Metro region. The program was established by Metro Council in 1986. Since then, Metro has collected and re-invested millions of dollars in communities across the greater Portland area. More information on the program is available on Metro's website, [www.oregonmetro.gov/tools-partners/grants-and-resources/community-enhancement-grants](http://www.oregonmetro.gov/tools-partners/grants-and-resources/community-enhancement-grants).

## **Community Enhancement Fee**

Metro's solid waste authority, including the authority to collect an enhancement fee to establish and implement a solid waste community enhancement program, is established under the Oregon Constitution, Oregon Revised Statutes Chapters 268 and 459, and the Metro Charter. The program is guided by Metro Code Chapter 5.06, Solid Waste Community Enhancement Program.

Solid waste facilities in the Metro region that operate as disposal sites, transfer stations, reload facilities, food waste compost facilities, and energy recovery facilities collect an enhancement fee on each ton of putrescible solid waste delivered to the facility. Yard debris reload or composting facilities are not subject to this requirement unless the facility also accepts food waste with yard debris.

The program originally included one closed landfill (St. Johns landfill in North Portland) and three transfer facilities: Metro Central (NW Portland), Metro South (Oregon City), and Forest Grove transfer station. At inception, each facility subject to the fee collected an enhancement fee of \$.50 per ton. In 2014, Metro Council expanded the program to increase the fee to \$1.00 per ton and apply the fee to all other solid waste facilities established since the community enhancement program was first created.

A system map of solid waste facilities in the Metro region, including those that participate in the Community Enhancement Program, can be found here:

<https://www.oregonmetro.gov/solid-waste-facilities-map>

## **Administration**

The program is administered by Metro directly, through an intergovernmental agreement (IGA) with the city or county government where the facility is located or through a contract with a non-profit organization. Participating facilities remit enhancement fees to Metro on a monthly basis, which in turn, remits payment to local governments on a quarterly basis.

A Community Enhancement Program Advisory Committee is responsible for implementation of each of the local programs. Each committee establishes the enhancement area boundary, creates committee bylaws, reviews program budgets, develops a process for soliciting and selecting projects, and makes grant funding decisions. The Metro Councilor for the district where the facility is located has the option to serve on the community

enhancement committee as co-chair, voting member, or non-voting member of the committee. Each committee submits a report of accounts and expenses to Metro for the previous fiscal year by October 1 of each calendar year for tracking purposes.

**Active Programs**

In FY 21-22 funds from six facilities were awarded back into local communities: Forest Grove, Oregon City, Wilsonville, Sherwood, Gresham and Portland – Metro Central Transfer Station and Suttle Road Recovery in North Portland .

<b>Local jurisdiction</b>	<b>Solid Waste Facility Eligible for Enhancement Fees</b>	<b>Year Program Established</b>	<b>Metro District and Councilor</b>
<b>Oregon City</b>	Metro South Transfer Station	1988	District 2 Christine Lewis
<b>Forest Grove*</b>	Forest Grove Transfer Station, Waste Management	1989	District 4 Juan Carlos González
<b>Portland</b>	Metro Central Transfer Station	1991	District 5 Mary Nolan
<b>Sherwood</b>	Pride Disposal & Recycling	2015	District 3 Gerritt Rosenthal
<b>Wilsonville</b>	Willamette Resources, Inc. (WRI), Republic Services	2015	District 3 Gerritt Rosenthal
<b>Gresham</b>	Gresham Sanitary Service Transfer Station	2016	District 1 Ashton Simpson

\*FY 21-22 data from Forest Grove Community Enhancement Program was not available at the time of preparing this report.

## **Eligibility and Program Goals**

To be considered for Community Enhancement Program funding, projects must meet the following eligibility criteria and at least one of the goals listed below.

### **Eligibility Criteria**

1. The project must be located in the solid waste community enhancement area boundary, as specified by the solid waste community enhancement committee, or the project must benefit individuals or programs located inside the solid waste community enhancement area boundary.
2. The project applicant must be:
  - a. A non-profit organization, including but not limited to a neighborhood association or charitable organization with 501(c)(3) status under the Internal Revenue Service; or
  - b. A local government, local government advisory committee, department, or special district, provided that it includes documented support from the local government executive officer.
3. The project must not be used to replace any other readily available source of federal, state, local or regional funds.
4. The project must not promote or inhibit religion.
5. The project must not discriminate based on race, ethnicity, age, gender, or sexual orientation.
6. If the project is located on private land, the project application must establish a clear public benefit and must document landowner permission.

### **Program Goals**

1. Improve the appearance or environmental quality of the community.
2. Result in rehabilitation or upgrade of real or personal property owned or operated by a nonprofit organization having 501(c)(3) or other tax-exempt status under the Internal Revenue Code.
3. Result in the preservation or enhancement of wildlife, riparian zones, wetlands, forestlands and marine areas, and/or improve the public awareness and the opportunities to enjoy them.
4. Reduce the amount or toxicity of waste.
5. Increase reuse and recycling opportunities.
6. Result in improvement to, or an increase in, recreational areas and programs. Result in improvement in safety.
7. Benefit youth, seniors, low-income persons or underserved populations.

## Grant Program Costs and Expenses

### Program administrative costs

Local jurisdictions may spend up to 20 percent (not to exceed \$50,000) of solid waste community enhancement funds on administrative costs including staff time and materials to administer the grant program.

### Awards to nonprofit and local government projects

Participating jurisdictions track the amount of Community Enhancement Program funding that goes to nonprofit organizations and local government projects. As a guideline, the amount of grant funding awarded to a local government, local government advisory committee, department or special district is recommended not to exceed 15 percent of the available funds in each grant cycle.

### Tracking awards to culturally-specific community based organizations (CBO's)

Participating jurisdictions also tracked the amount of funding awarded to culturally-specific community based organizations.

Culturally-specific organizations<sup>1</sup> include all of the following characteristics:

- The majority of members and/or clients are from a particular (or multiple) community (or communities) of color, such as: African, African American, Asian, Latino, Native American, Pacific Islander, and Slavic;
- Organizational environment is culturally focused and the community being served recognizes it as a culturally-specific organization;
- Majority of staff must be from the community being served, and the leadership (defined to collectively include Board members and management positions) must be majority from the community served;
- Organization has a track record of successful community engagement and involvement with the community being served;
- The community being served recognizes the organization as advancing the best interests of the community and engaging in policy advocacy on behalf of the community being served.

---

<sup>1</sup> Definition from the Protocol for Culturally Responsive Organizations, Coalition of Communities of Color, 2014. <https://www.coalitioncommunitiescolor.org/research-and-publications/protocolfororgs>

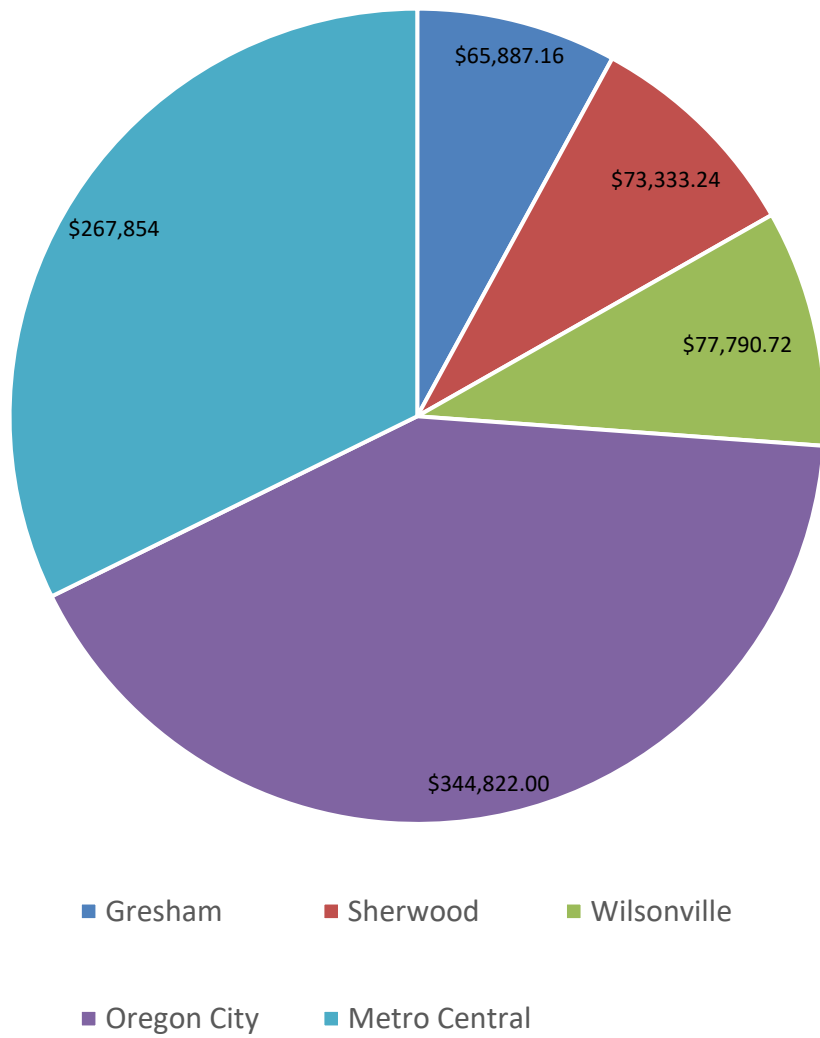


## Summary of Revenue and Grants FY21-22

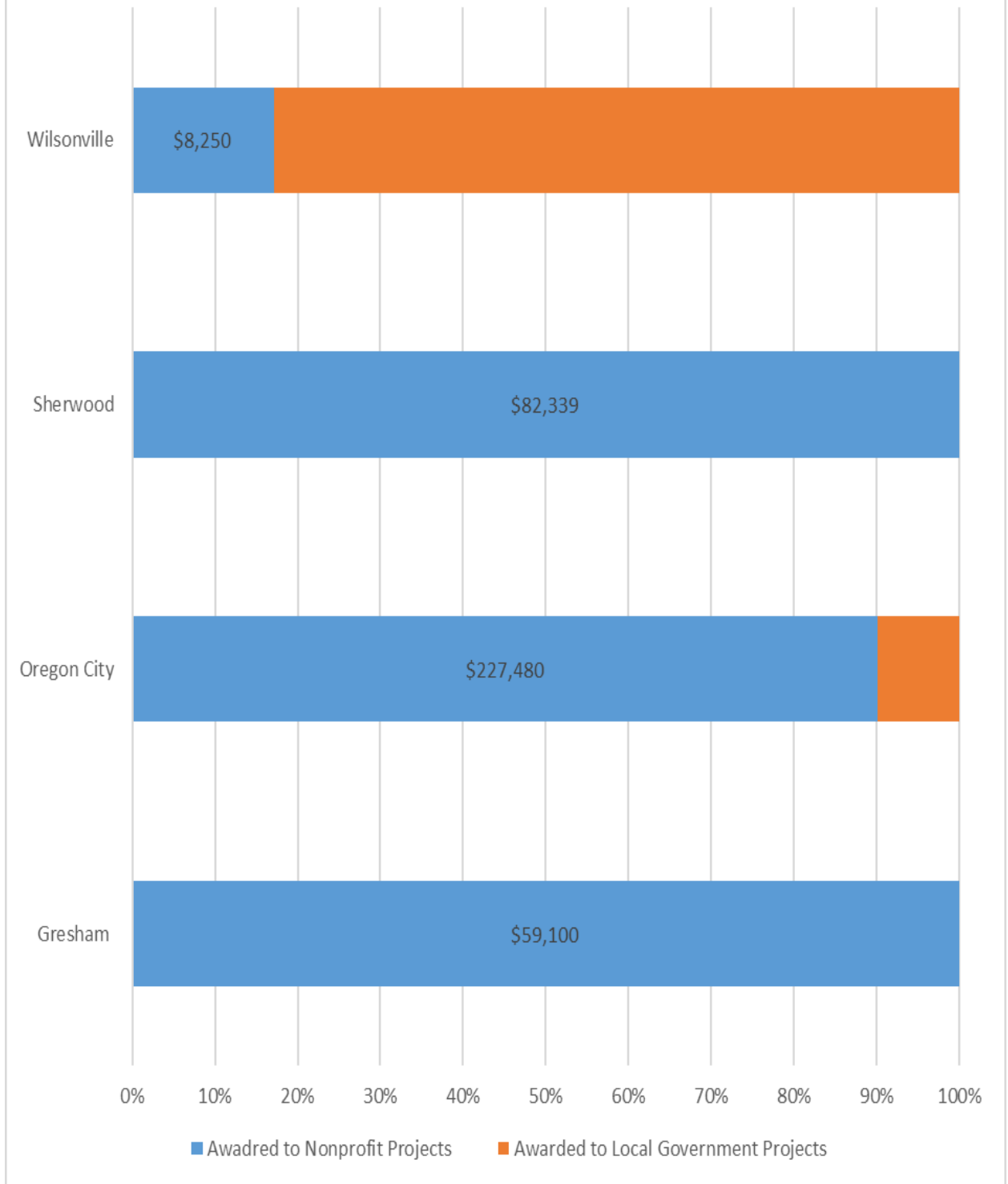
Enhancement Program	Enhancement Fee Revenue FY21-22	Awarded to Grants FY21-22	Administrative Costs FY21-22
Gresham	\$ 65,887.16	\$ 59,100	\$ 6,112.04
Oregon City	\$ 344,822	\$ 252,480	\$ 39,386
Sherwood	\$ 73,333.24	\$ 82,338.81	\$ 4,117.00
Wilsonville	\$ 77,790.72	\$ 48,250	\$ 0.00
Metro Central	\$ 267,854	\$ 358,111	\$ 33,464
<b>Total</b>	<b>\$ 829,687.12</b>	<b>\$ 800,279.81</b>	<b>\$ 83,079.04</b>

Enhancement Program	\$ Awarded to Nonprofits FY21-22	\$ Awarded to Local Govt./Commission FY21-22	Awarded to Culturally Specific CBO's FY21-22
Gresham	\$ 59,100	\$ 0	\$ 0
Oregon City	\$ 227,480	\$ 25,000	\$ 0
Sherwood	\$ 82,339	\$ 0	\$ 0
Wilsonville	\$ 8,250	\$ 40,000	\$ 0
Metro Central	\$ 358,111	\$ 0	\$ 22,000
<b>Total</b>	<b>\$ 735,280</b>	<b>\$ 65,000</b>	<b>\$ 22,000</b>

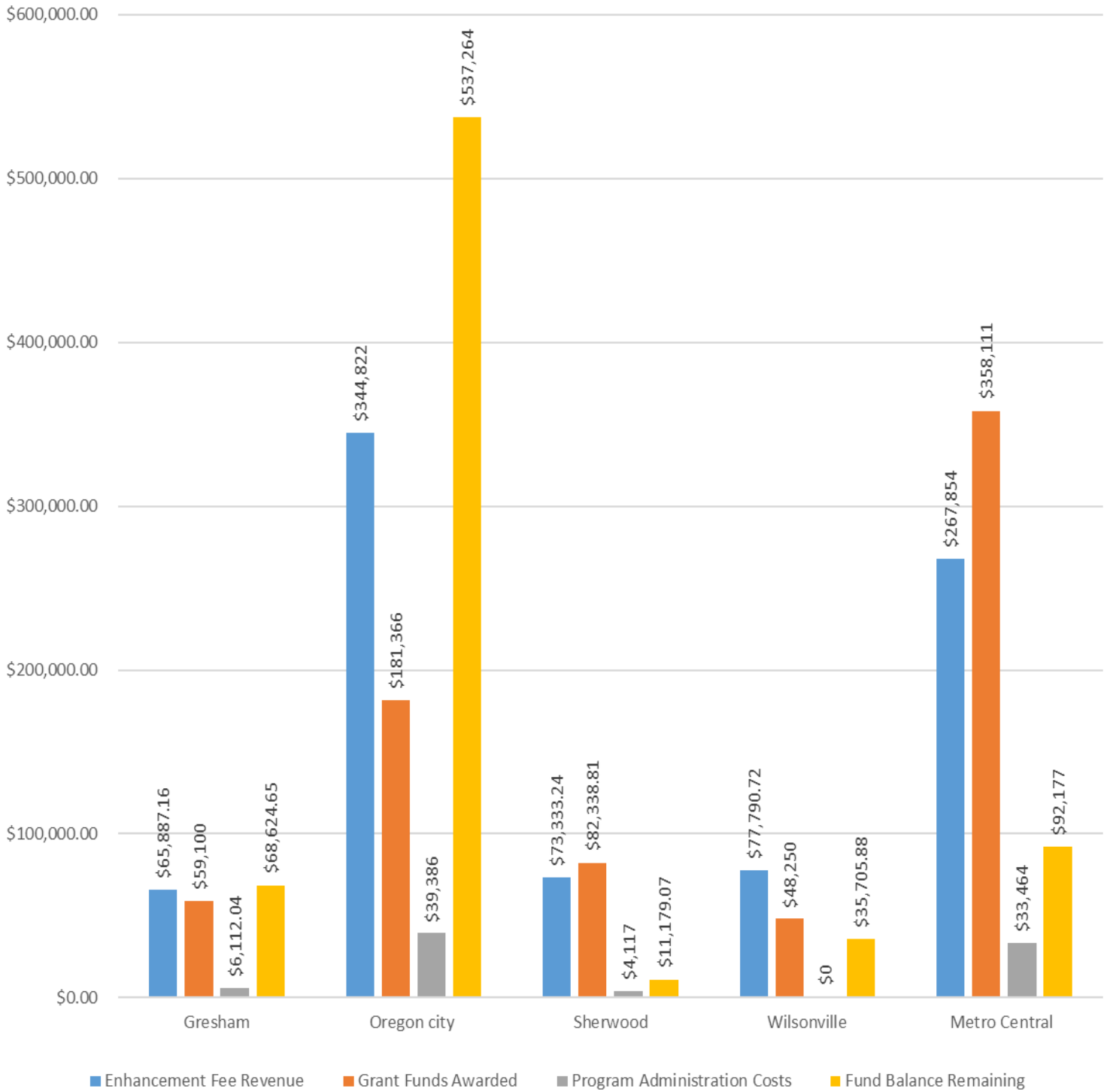
## Community Enhancement Fee Revenue by Facility FY21-20



## Grants Awarded by Organization Type FY 21-22



## Enhancement Grant Program Expenditures FY21-22



**Gresham**  
FY21-22 Grants

<b>Grantee</b>	<b>Project Name</b>	<b>Amount Awarded</b>	<b>Grantee Type (Nonprofit or City Dept./Commission)</b>	<b>Culturally Specific Organization (If known)</b>
MetroEast Community Media	Summer Technology Pop-ups	\$7,500	Nonprofit	No
College Possible	College Access Program	\$5,000	Nonprofit	No
Ecumenical Ministries of Oregon	Second Home Program	\$6,000	Nonprofit	No
CASA for Children	CASA Volunteers Recruitment & Supervision	\$4,000	Nonprofit	No
Day One Tech STEAM	STEMS Legos Activity Trailer	\$6,000	Nonprofit	No
Center for the Arts Foundation	Wednesday Music in the Parks	\$3,000	Nonprofit	No
Highland Elementary	Atrium Backyard Habitat Project	\$5,000	Nonprofit	No
Center for the Arts Foundation	Music Mondays on the Plaza	\$4,000	Nonprofit	No
Youth Life Skills Academy	Wednesday Night Basketball	\$8,000	Nonprofit	No
Gateway-Gresham Elks Lodge #1805	Gresham Nat'l Guard Xmas Boxes	\$2,000	Nonprofit	No
Historic Downtown Gresham Business Association	Downtown Street Trees Pruning	\$3,125	Nonprofit	No
Gresham Senior Center	Senior Educational Classes& Trips	\$4,975	Nonprofit	No

---

Total Awarded Amount	\$59,100	
Total Awarded to Nonprofits	\$59,100	100%
Total Grants to City Dept./Commission	\$0	0%
Total Grants to Culturally Specific Organizations	\$0	\$0

**Oregon City**  
FY221-22 Grants

<b>Grantee</b>	<b>Project Name</b>	<b>Amount Awarded</b>	<b>Grantee Type (Nonprofit or City Dept./Commission)</b>	<b>Culturally Specific Organization (If known)</b>
Downtown Oregon City Association	Light Up Downtown Canopy Lighting Project	\$50,000	N	N
Friends of Trees	Oregon City Neighborhood Care Tree Project	\$38,000	N	N
Greater Oregon City Watershed Council	Watershed Wealth: Community-based Learning and Habitat Restoration in the Abernethy Creek Basin	\$35,000	N	N
Hannah Grace Family	Music Project - Musical education program for foster youth	\$24,900	N	N
Oregon City Farmers Market	Supplemental Nutrition Assistance Program (SNAP) Match	\$10,691	N	N
Oregon City Police Department	Homeless Services and Camp Clean-Up Program	\$25,000	y	N
Oregon City Youth Sports	Wesley Lynn Artificial Turf Project Phase One	\$44,999	N	N
Soulflags	South Art Corner	\$5,200	N	N
Three Rivers Artist Guild	Oregon City Mural Project	\$18,690	N	N
	<b>Total Awarded Amount</b>	<b>\$252,480</b>		
	<b>Total Awarded to Nonprofits</b>	<b>\$227,480</b>	<b>90%</b>	
	<b>Total Grants to City Dept./Commission</b>	<b>\$25,000</b>	<b>10%</b>	
	<b>Total Grants to Culturally Specific Organizations</b>	<b>\$0</b>	<b>0%</b>	

**Sherwood**  
FY21-22 Grants

<b>Grantee</b>	<b>Project Name</b>	<b>Amount Awarded</b>	<b>Grantee Type (Nonprofit or City Dept./Commission)</b>	<b>Culturally Specific Organization (If known)</b>
CASA	Educational Advancement/Youth in Foster Care	\$5,000.00	Nonprofit	No
Sherwood Chamber of Commerce	Crusin' Car Show	\$21,660.00	Nonprofit	No
In Kind Boxes	Gift Box Donations Program	\$1,000.00	Nonprofit	No
Sherwood Robin Hood Festival Assoc.	Community Outreach Support	\$17,000.00	Nonprofit	No
Sherwood Historical Society	Rebuilding of Train Display	\$3,347.81	Nonprofit	No
Sherwood Senior Citizens, Inc.	Purchase 15 Passenger Van	\$25,000.00	Nonprofit	No
Sherwood YMCA	Enhancing Community Through STEM	\$9,331.00	Nonprofit	No
	<b>Total Awarded Amount</b>	<b>\$82,339</b>		
	<b>Total Awarded to Nonprofits</b>	<b>\$82,339</b>	<b>100%</b>	
	<b>Total Grants to City Dept./Commission</b>	<b>\$0</b>	<b>0%</b>	
	<b>Total Grants to Culturally Specific Organizations</b>	<b>\$0</b>	<b>0%</b>	

**Wilsonville**  
FY21-22 Grants

<b>Grantee</b>	<b>Project Name</b>	<b>Amount Awarded</b>	<b>Grantee Type (Nonprofit or City Dept./Commission)</b>	<b>Culturally Specific Organization (If known)</b>
City of Wilsonville	Boones Ferry ADA Trail	\$40,000	Local Government	No
Wilsonville- Boones Ferry Historical Society	Oral History Preservation	\$8,250	Nonprofit	No
	Total Awarded Amount	\$48,250		
	Total Awarded to Nonprofits	\$8,250	17%	
	Total Grants to City Dept./Commission	\$40,000	83%	
	Total Grants to Culturally Specific Organizations	\$0	0%	



**Metro Central**  
FY221-22 Grants

<b>Grantee</b>	<b>Project Name</b>	<b>Amount Awarded</b>	<b>Grantee Type (Nonprofit or City Dept./Commission)</b>	<b>Culturally Specific Organization (If known)</b>
Linnton Community Center	Community Center and Preschool ADA Doors	\$16,100	Nonprofit	No
Lower Columbia Estuary Partnership	Lower Willamette On-River Recreation Project	\$24,158	Nonprofit	No
Forest Park Conservancy	Green Jobs Workforce and Development Program	\$30,000	Nonprofit	No
CoHo Productions	Artist Resource Center	\$45,000.00	Nonprofit	No
Friendly House	School Age Student Success Program	\$40,000	Nonprofit	No
Friends of Trees	Community Tree Care with Youth Green Team	\$20,410	Nonprofit	No
Lift Urban Portland	Enhancing Food Security Capacity Building Project	\$12,371	Nonprofit	No
Store to Door	Expanding Food Security and Independent Living for Homebound Seniors	\$45,690	Nonprofit	No
Rewild Portland	Community Nursery	\$17,382	Nonprofit	No
St. Johns Center for Opportunity	Farmer Market Investing in Safety and Equity	\$30,000	Nonprofit	No
Community Alliance of Tenants	Tenant Leader Cohort	\$30,000	Nonprofit	No
Cathedral Park Neighborhood Association	Cathedral Park Beach Concrete and Rubble Removal	\$10,000	Nonprofit	No
Portland Harbor Community Advisory Group	Community Resource Center	\$15,000	Nonprofit	No
Dance United	Music in Nature: Community Outdoor Dance Project	\$22,000	Nonprofit	Yes
Total Awarded Amount		\$358,111		
Total Awarded to Nonprofits		\$358,111	100%	
Total Grants to City Dept./Commission		\$0	0%	
Total Grants to Culturally Specific Organizations		\$22,0000	6%	

## Community Enhancement Program Contacts

Portland Metro Central	Noelle Dobson, Community Enhancement Program Manager, Metro <a href="mailto:Noelle.Dobson@oregonmetro.gov">Noelle.Dobson@oregonmetro.gov</a> 503-797-1745
Forest Grove	Joyce Phillips, Communications Coordinator, City of Forest Grove <a href="mailto:jphillips@forestgrove-or.gov">jphillips@forestgrove-or.gov</a> 503-992-3298
Oregon City	Ann Griffin, Economic Development Coordinator, City of Oregon City <a href="mailto:Agriffin@orcite.org">Agriffin@orcite.org</a> 503-974-5517
Sherwood	Leslie Dean, Grant Program Manager, City of Sherwood <a href="mailto:DeanL@sherwoodoregon.gov">DeanL@sherwoodoregon.gov</a> 503-625-4212
Wilsonville	Zoe Mombert, Assistant to the City Manager, City of Wilsonville <a href="mailto:Mombert@ci.wilsonville.or.us">Mombert@ci.wilsonville.or.us</a> 503-570-1503
Gresham	Michael Gonzales, Neighborhood Services Manager, City Gresham <a href="mailto:Michael.gonzales@greshamoregon.gov">Michael.gonzales@greshamoregon.gov</a> 503-618-2482