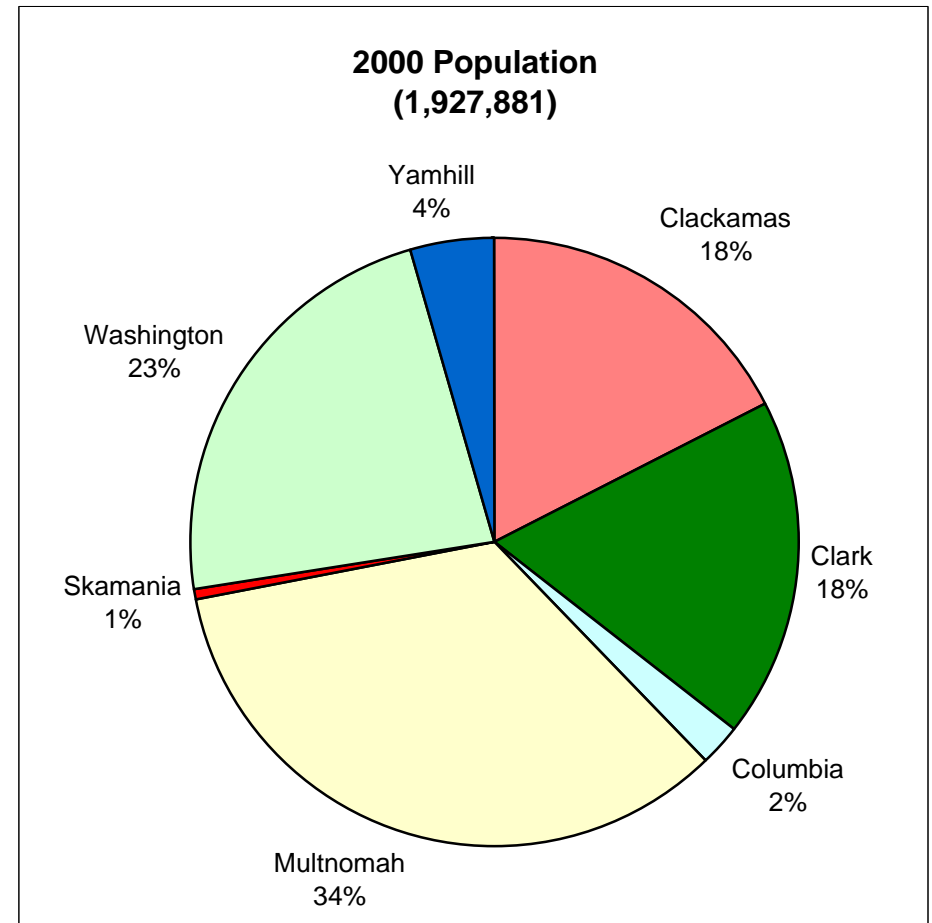
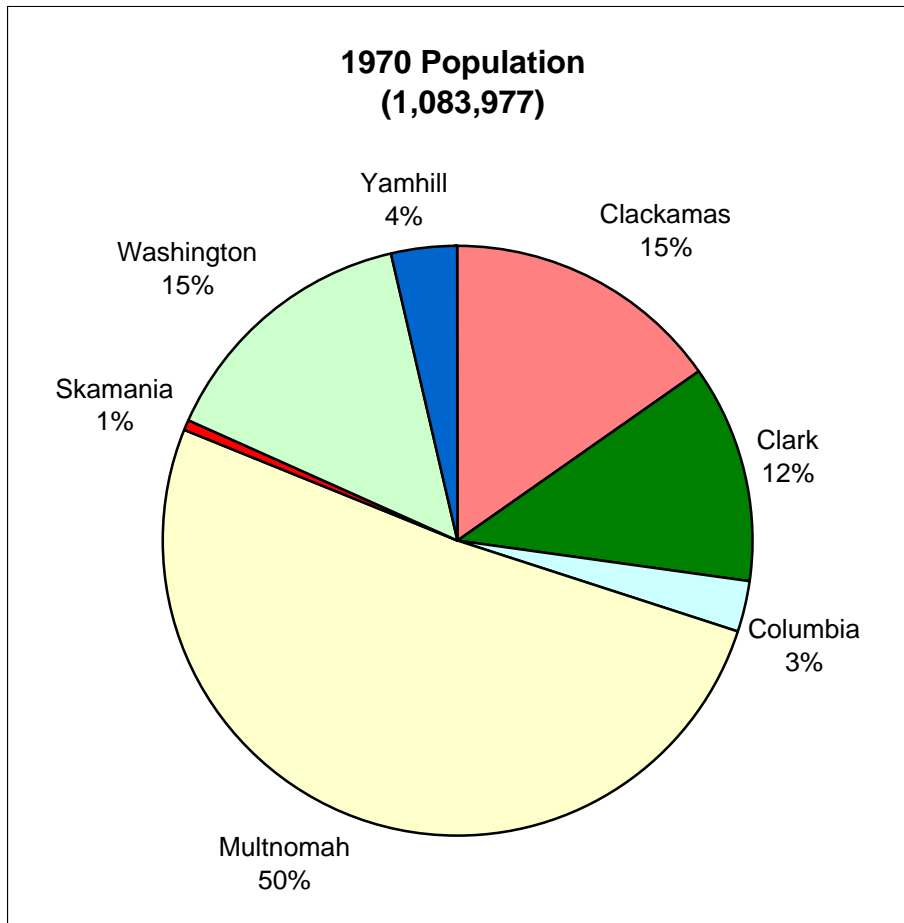


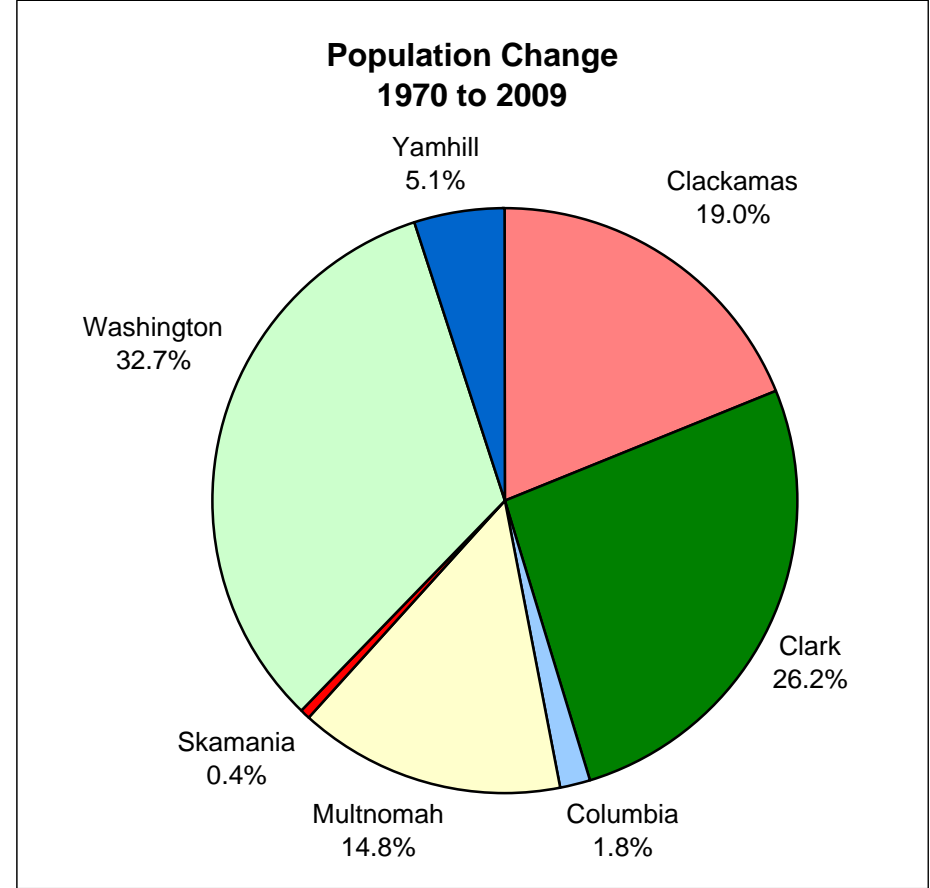
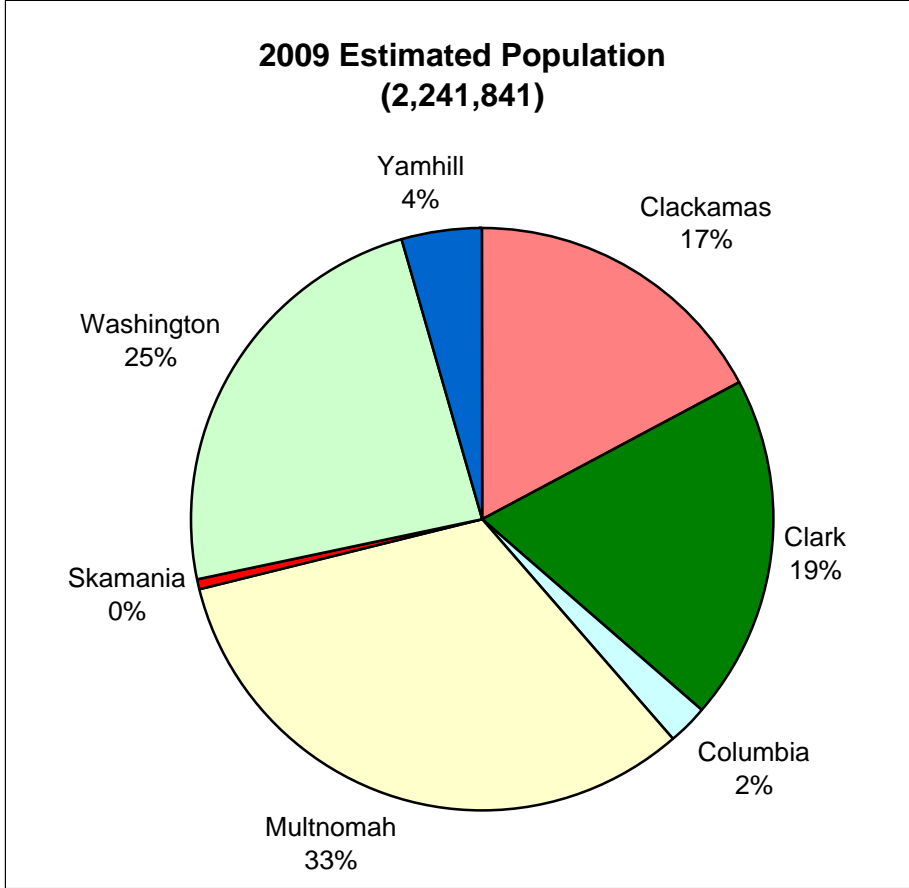
**Change in the Share of County Population for the Portland PMSA
(1970 and 2000 Census)**



Suburban county population growth exceeds central city growth
(Multnomah county) in the last 3 decades.

Source: U.S. Census of Population, 1970 Census and 2000 Census
As compiled by Metro Research Center

Change in the Share of County Population for the Portland PMSA (2009 Intercensal Estimate)



	County Population				
	1970	1980	1990	2000	2009
Clackamas	166,088	241,911	278,850	338,391	386,143
Clark	128,454	192,227	238,053	345,238	432,002
Columbia	28,790	35,646	37,557	43,560	49,592
Multnomah	554,668	562,647	583,887	660,486	726,855
Skamania	5,845	7,919	8,289	9,872	10,894
Washington	157,920	245,860	311,554	445,342	537,318
Yamhill	40,213	55,332	65,551	84,992	99,037
Total	1,081,978	1,341,542	1,523,741	1,927,881	2,241,841

	Change	%APR	Change	%APR
	1970-09	1970-09	2000-09	2000-09
Clackamas	220,055	2.2%	47,752	1.7%
Clark	303,548	3.2%	86,764	2.8%
Columbia	20,802	1.4%	6,032	1.6%
Multnomah	172,187	0.7%	66,369	1.2%
Skamania	5,049	1.7%	1,022	1.2%
Washington	379,398	3.3%	91,976	2.4%
Yamhill	58,824	2.4%	14,045	1.9%
Total	1,159,863	1.9%	313,960	1.9%

Source: Metro Research Center

_PopHistory.xls CountyPie
10/6/2010